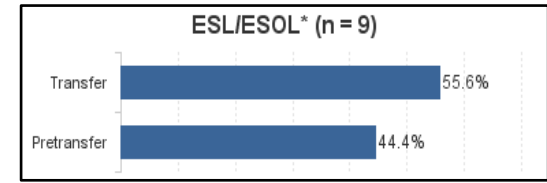
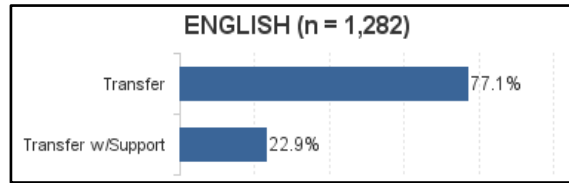
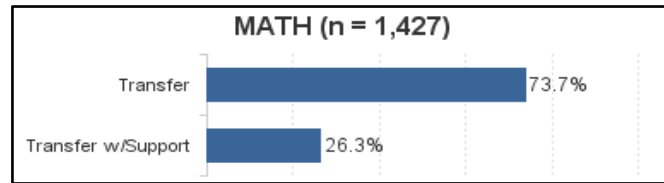


College of San Mateo

AB 1805 Evaluation Report 2023-2024



MATH	Total Headcount	Assessed/Placed	Transfer-Level without Support	% of Demo Group (Row)	% of Column	Transfer-Level with Support	% of Demo Group (Row)	% of Column	Pre-Transfer or Multi-Term Seq.	% of Demo Group (Row)	% of Column
American Indian/Alaskan Native	2	2	2	100.0%	0.2%	0	0.0%	0.0%	0	0.0%	
Asian	278	248	221	89.1%	21.0%	27	10.9%	7.2%	0	0.0%	
Black or African American	49	43	28	65.1%	2.7%	15	34.9%	4.0%	0	0.0%	
Filipino	111	95	78	82.1%	7.4%	17	17.9%	4.5%	0	0.0%	
Pacific Islander	45	38	21	55.3%	2.0%	17	44.7%	4.5%	0	0.0%	
Hispanic/Latinx	688	562	353	62.8%	33.6%	209	37.2%	55.6%	0	0.0%	
White	352	312	248	79.5%	23.6%	64	20.5%	17.0%	0	0.0%	
More Than One Race	114	101	75	74.3%	7.1%	26	25.7%	6.9%	0	0.0%	
Race/Ethnicity Unknown	36	26	25	96.2%	2.4%	1	3.8%	0.3%	0	0.0%	
Overall	1675	1427	1051	73.7%	100.0%	376	26.3%	100.0%	0	0.0%	
ENGLISH											
American Indian/Alaskan Native	2	2	2	100.0%	0.2%	0	0.0%	0.0%	0	0.0%	#DIV/0
Asian	278	182	151	83.0%	15.3%	31	17.0%	10.5%	0	0.0%	#DIV/0
Black or African American	49	38	27	71.1%	2.7%	11	28.9%	3.7%	0	0.0%	#DIV/0
Filipino	111	91	76	83.5%	7.7%	15	16.5%	5.1%	0	0.0%	#DIV/0
Pacific Islander	45	38	26	68.4%	2.6%	12	31.6%	4.1%	0	0.0%	#DIV/0
Hispanic/Latinx	688	519	356	68.6%	36.0%	163	31.4%	55.4%	0	0.0%	#DIV/0
White	352	296	250	84.5%	25.3%	46	15.5%	15.6%	0	0.0%	#DIV/0
More Than One Race	114	98	84	85.7%	8.5%	14	14.3%	4.8%	0	0.0%	#DIV/0
Race/Ethnicity Unknown	36	18	16	88.9%	1.6%	2	11.1%	0.7%	0	0.0%	#DIV/0
Overall	1675	1282	988	77.1%	100.0%	294	22.9%	100.0%	0	0.0%	#DIV/0
ESL-ESOL											
American Indian/Alaskan Native	2	0	0		0.0%	0			0		0.0%
Asian	278	1	0	0.0%	0.0%	0	0.0%		1	100.0%	25.0%
Black or African American	49	0	0		0.0%	0			0		0.0%
Filipino	111	0	0		0.0%	0			0		0.0%
Pacific Islander	45	0	0		0.0%	0			0		0.0%
Hispanic/Latinx	688	5	5	100.0%	100.0%	0	0.0%		0	0.0%	0.0%
White	352	3	0	0.0%	0.0%	0	0.0%		3	100.0%	75.0%
More Than One Race	114	0	0		0.0%	0			0		0.0%
Race/Ethnicity Unknown	36	0	0		0.0%	0			0		0.0%
Overall	1675	9	5	55.6%	100.0%	0	0.0%		4	44.4%	100.0%