

## Occupation Analysis - Facilities Manager

Manages the facilities of a company or organization, including buildings and grounds, equipment, supplies and staff. Oversees maintenance and security of facilities; oversees renovation projects and monitors work to improve energy efficiency, productivity or employee safety. May work in manufacturing and production, or manage hotels, small apartment buildings, trailer parks or recreational facilities.

Common job titles: Facilities Manager, Facilities Coordinator, Facility Manager, Facilities Specialist, Assistant Facilities Manager

Active Selections: San Mateo, CA, San Francisco, CA, Santa Clara, CA, Santa Cruz, CA, Alameda, CA, Contra Costa, CA, Sonoma, CA, Facilities Manager

### Overview

#### Job Metrics

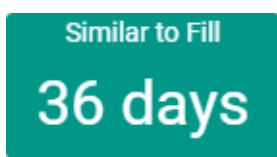
Job Postings  
Last 12 Months



Projected Growth  
10 Years



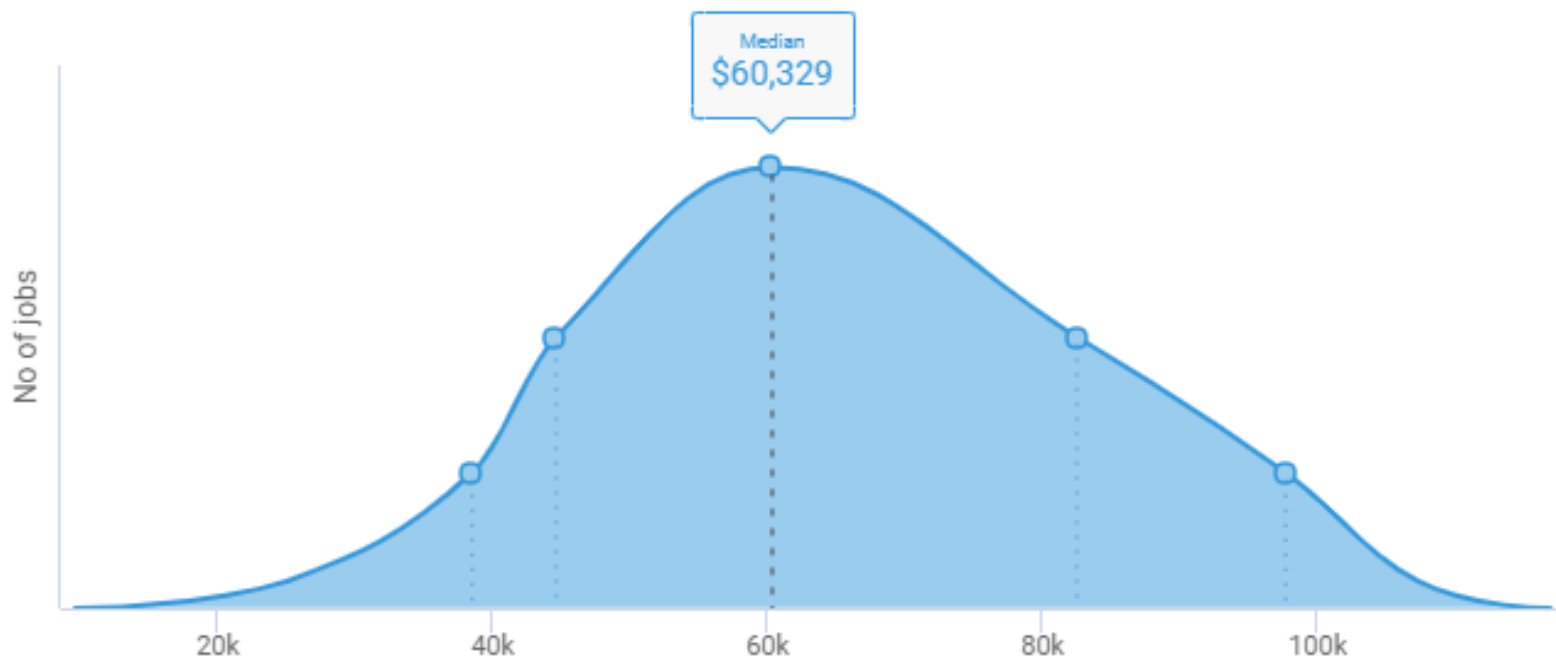
Time To Fill



Location Quotient

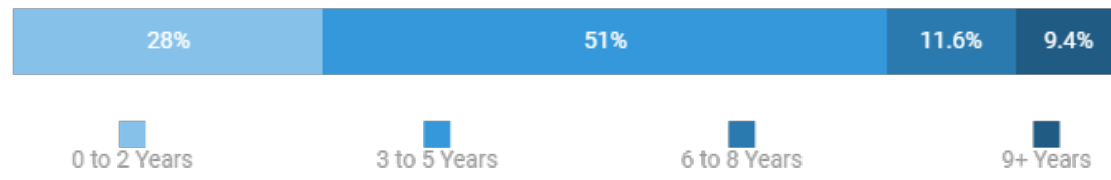


#### Salary Overall

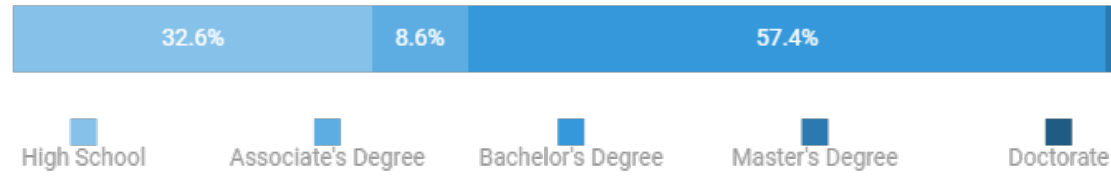


## Job Qualifications

### Years of Experience



### Education Level



### Frequency Requested

#### Certification

Occasionally

Sometimes

Often

Driver's License	<input type="radio"/>	<input checked="" type="radio"/>	<input type="radio"/>
Certified Facility Manager (CFM)	<input checked="" type="radio"/>	<input type="radio"/>	<input type="radio"/>

## Top Skills

### Specialized Skills

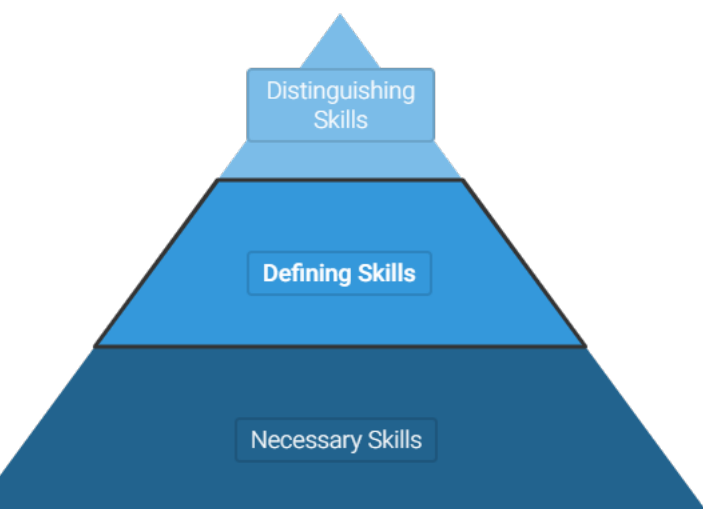
Budgeting
Facility Management
Repair
Scheduling
Project Management
HVAC
Staff Management

### Baseline Skills

Communication Skills
Planning
Microsoft Office
Microsoft Excel
Problem Solving
Organizational Skills
Teamwork / Collaboration

# Skills Explorer

## Occupational Skills for Facilities Manager



An occupation's Defining skills represent the day-to-day tasks and responsibilities of the job. An employee needs these skills to qualify for and perform successfully in this occupation.










Skill	Skill Type	Occupational Skills Category	Salary Premium	Job Postings Requesting Last 12 months	Projected Growth 2 Years	Location Quotient
Budgeting	Specialized	Defining		1268	-2.7%	2.7
Facility Management	Specialized	Defining		1029	+3.9%	3.0
Repair	Specialized	Defining		976		2.3
Scheduling	Specialized	Defining		773	+3.1%	2.6
Project Management	Specialized	Defining		681	-2.1%	3.2
HVAC	Specialized	Defining		622	+10.7%	2.7
Staff Management	Specialized	Defining		530	+0.4%	2.8
Plumbing	Specialized	Defining		499	+7.5%	2.5
Facility Maintenance	Specialized	Defining		414	+2.9%	2.3
Property Management	Specialized	Defining		297	+4.9%	3.4
Facility Operation	Specialized	Defining		272	+6.2%	3.5
Renovation	Specialized	Defining		196	-0.4%	2.0

[Learn more](#) about Occupational Skill Categories

## Top Requested Skills for Facilities Manager

Skill	Skill Type	Occupational Skills Category	Salary Premium	Job Postings Requesting Last 12 months	Projected Growth 2 Years	Location Quotient
Budgeting	Specialized	Defining		1268	-2.7%	2.7
Communication Skills	Baseline	NA		1213		3.0
Facility Management	Specialized	Defining		1029	+3.9%	3.0
Repair	Specialized	Defining		976		2.3
Planning	Baseline	NA		799		2.7
Scheduling	Specialized	Defining		773	+3.1%	2.6
Microsoft Office	Software and Baseline	NA		710	-2.4%	2.8
Project Management	Specialized	Defining		681	-2.1%	3.2
Microsoft Excel	Software and Baseline	NA		652		3.1
Problem Solving	Baseline	NA		630		3.3
HVAC	Specialized	Defining		622	+10.7%	2.7

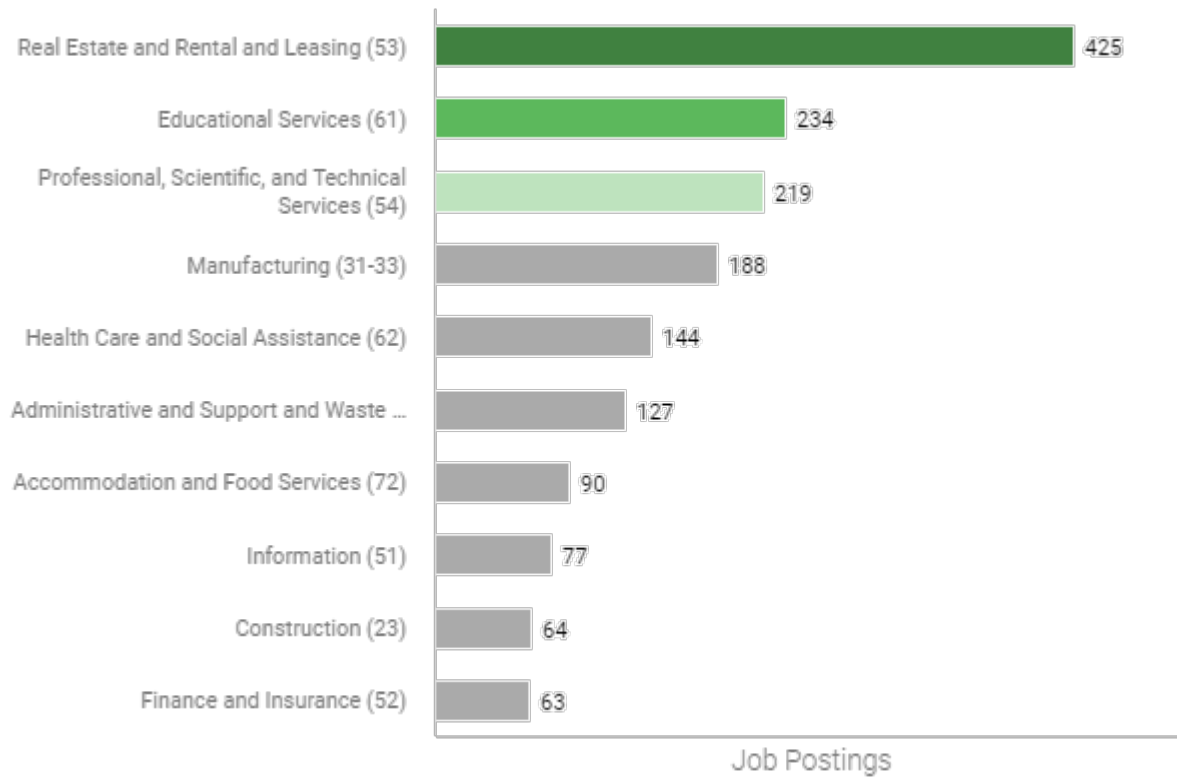
Organizational Skills	Baseline	NA		604		3.1
Teamwork / Collaboration	Baseline	NA		553		3.4
Staff Management	Specialized	Defining		530	+0.4 %	2.8
Plumbing	Specialized	Defining		499	+7.5 %	2.5
Detail-Oriented	Baseline	NA		460		3.8
Writing	Baseline	NA		446		3.5
Preventive Maintenance	Baseline	NA		436		2.1
Building Effective Relationships	Baseline	NA		422		2.6
Customer Service	Specialized	Necessary		417	+11.4 %	2.6
Facility Maintenance	Specialized	Defining		414	+2.9 %	2.3
Physical Abilities	Baseline	NA		387		2.4
Microsoft Powerpoint	Software and Programming	NA		358	-5.4 %	4.0
Microsoft Word	Software and Programming	NA		340		3.0
Written Communication	Baseline	NA		335		2.7
Computer Literacy	Baseline	NA		324		2.4
Occupational Health and Safety	Specialized	Necessary		306	+1.9 %	2.3
Multi-Tasking	Baseline	NA		304		3.1
Property Management	Specialized	Defining		297	+4.9 %	3.4
Facility Operation	Specialized	Defining		272	+6.2 %	3.5
Procurement	Specialized	Necessary		265	-1.1 %	2.5
Predictive / Preventative Maintenance	Specialized	Necessary		260	+8.6 %	1.8
Troubleshooting	Baseline	NA		253		2.9
Supervisory Skills	Specialized	Necessary		252	-9.0 %	2.2
Research	Baseline	NA		242		3.4
Verbal / Oral Communication	Baseline	NA		232		3.4
Microsoft Outlook	Software and Programming	NA		221	+3.5 %	3.2
Environmental Health and Safety	Specialized	NA		216		5.7
Creativity	Baseline	NA		214		3.5
Cleaning	Specialized	Necessary		206		2.3
Time Management	Baseline	NA		199		3.3
Space Planning	Specialized	Distinguishing		197	-4.7 %	4.9
Renovation	Specialized	Defining		196	-0.4 %	2.0
Analytical Skills	Baseline	NA		187		3.4
Cost Control	Specialized	NA		183	+6.4 %	3.0

			✓			
Administrative Support	Specialized	NA		169	-2.6 % 	4.7 
Lifting Ability	Specialized	NA		167	+13.7 % 	3.1 
Accounting	Specialized	NA		165	-3.8 % 	2.7 
Meeting Deadlines	Baseline	NA		162		4.1 
Invoice Processing	Specialized	NA		161	+15.2 % 	3.0 

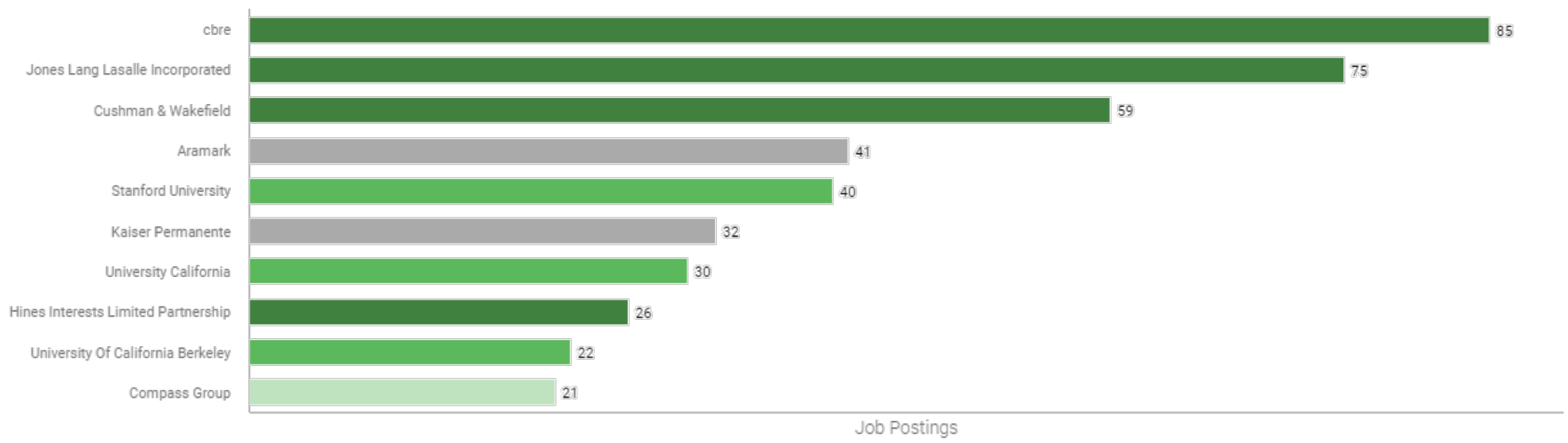
# Employers & Industries

## Top Industries

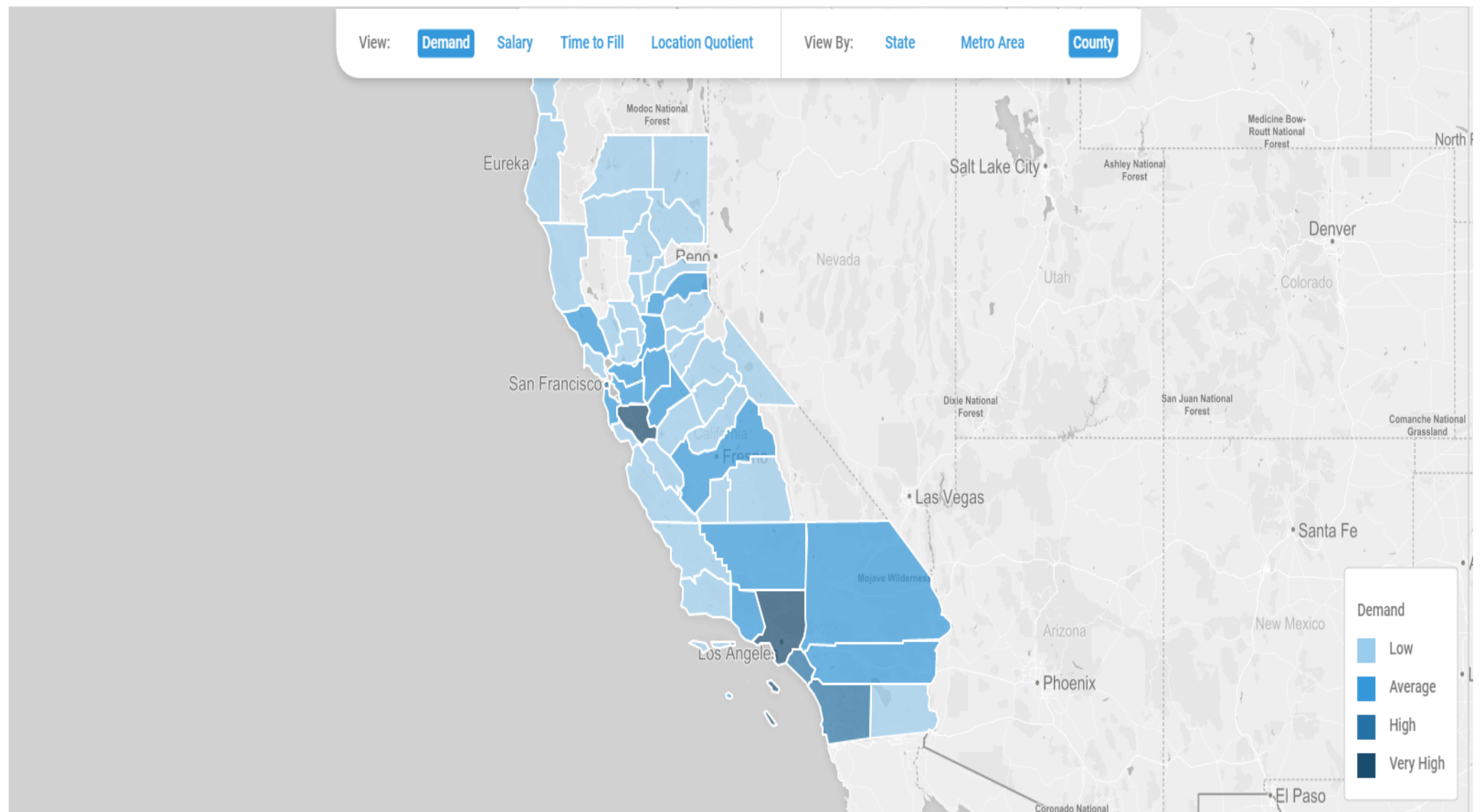
2-digit NAICS



## Top Employers



# Top Locations



County	Job Postings Last 12 months	Median Salary	Time to Fill Days	Location Quotient
Los Angeles, CA	1,382	\$58k	41	1.2 <span style="color: orange;">▬</span>
Santa Clara, CA	885	\$64k	41	3.3 <span style="color: green;">⬆</span>
San Francisco, CA	721	\$56k	41	4.1 <span style="color: green;">⬆</span>
San Diego, CA	583	\$58k	41	1.6 <span style="color: green;">⬆</span>
Alameda, CA	530	\$64k	41	2.8 <span style="color: green;">⬆</span>
Orange, CA	478	\$53k	41	1.2 <span style="color: orange;">▬</span>
San Mateo, CA	252	\$57k	41	2.5 <span style="color: green;">⬆</span>
Sacramento, CA	237	\$63k	41	1.4 <span style="color: green;">⬆</span>
San Bernardino, CA	167	\$51k	41	0.9 <span style="color: orange;">▬</span>
Riverside, CA	126	\$62k	41	0.7 <span style="color: red;">▾</span>
Contra Costa, CA	99	\$49k	41	1.1 <span style="color: orange;">▬</span>
Kern, CA	90	\$76k	41	1.1 <span style="color: orange;">▬</span>
Ventura, CA	78	\$54k	41	0.9 <span style="color: orange;">▬</span>
Fresno, CA	54	\$71k	41	0.6 <span style="color: red;">▾</span>
San Joaquin, CA	50	\$57k	41	0.8 <span style="color: red;">▾</span>
Sonoma, CA	48	\$52k	41	0.9 <span style="color: orange;">▬</span>
Placer, CA	44	\$57k	41	1.1 <span style="color: orange;">▬</span>
Marin, CA	43	\$53k	41	1.5 <span style="color: green;">⬆</span>
Yolo, CA	42	\$63k	41	1.6 <span style="color: green;">⬆</span>

Santa Barbara, CA	41	\$61k	41	0.8 ▼
Monterey, CA	37	\$62k	41	0.8 ▼
Solano, CA	33	\$44k	41	1.0 —
Santa Cruz, CA	31	\$50k	41	1.2 —
Tulare, CA	22	\$64k	41	0.5 ▼
Napa, CA	21	\$56k	41	1.1 —
Stanislaus, CA	21	\$66k	41	0.4 ▼
Nevada, CA	16	\$72k	41	2.0 ▲
San Luis Obispo, CA	12	\$60k	41	0.4 ▼
Merced, CA	8	\$58k	41	0.4 ▼
San Benito, CA	8	\$91k	41	1.9 ▲
Imperial, CA	7	\$84k	41	0.4 ▼
Kings, CA	7	\$82k	41	0.6 ▼
Butte, CA	6	\$92k	41	0.3 ▼
Plumas, CA	6	\$55k	41	3.8 ▲
Lassen, CA	5	\$42k	41	1.9 ▲
Madera, CA	5	\$45k	41	0.4 ▼
Tehama, CA	5	\$70k	41	1.1 —
Tuolumne, CA	5	\$39k	41	1.1 —
Mariposa, CA	4	\$50k	41	2.8 ▲
Amador, CA	3	\$74k	41	1.0 —
Del Norte, CA	3	\$59k	41	1.4 ▲
Shasta, CA	3	\$71k	41	0.2 ▼
Yuba, CA	3	\$69k	41	0.7 ▼
El Dorado, CA	2	\$85k	41	0.1 ▼
Mendocino, CA	2	\$70k	41	0.2 ▼
Mono, CA	2	\$31k	41	1.1 —
Calaveras, CA	1	\$58k	41	0.4 ▼
Humboldt, CA	1	\$55k	41	0.1 ▼
Sutter, CA	1	\$77k	41	0.1 ▼



## Facilities Manager at a Glance

### Salary



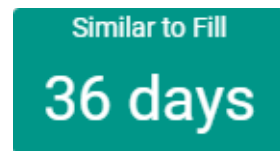
### Job Postings Last 12 Months



### Projected Growth 10 Years



### Time To Fill



### Location Quotient



Source: Bureau of Labor Statistics (Projected Growth) and Burning Glass analysis

## Related Jobs

