

Scorecard and Metrics

SMCCCD Home > Strategic Plan > Scorecard and Metrics

▾ < Cohort Characteristics Persistence Student Educational Plans Math Enrollment English Enrollment Transfer Math Transfer English D >



SMCCCD STRATEGIC PLAN METRICS

Fall Full Time First-Time Students at College: All

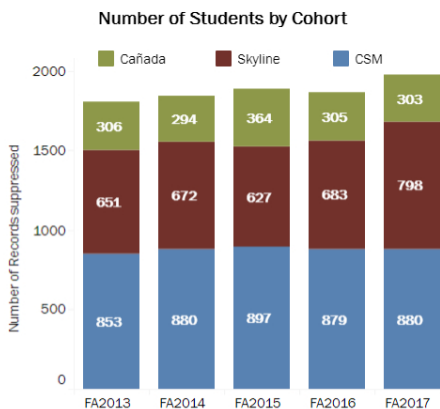
Cohort Term

Unit Load

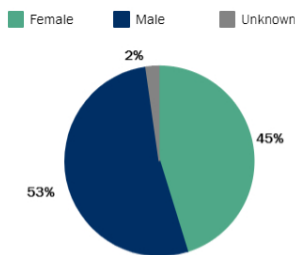
College

International

Gender
 (All)
 Female
 Male
 Unknown

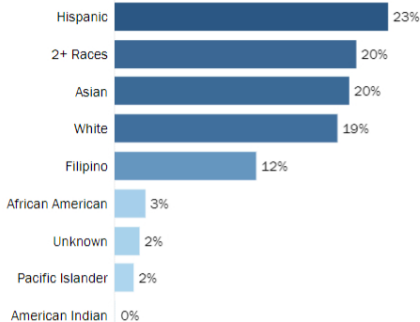


Gender: Fall Cohorts 2012 - 2017

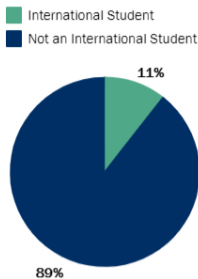


Ethnicity
 (All)
 2+ Races
 African American
 American Indian
 Asian
 Filipino
 Hispanic
 Pacific Islander
 Unknown
 White

Race/Ethnicity: Fall Cohorts 2012 - 2017



International: Fall Cohorts 2012 - 2017



Full Time = 12+ Units
 Less Than PT = 0.01-5.99 Units
 Part Time = 6.00 - 11.99 Units

* Not reported to protect subgroups with fewer than 10 students.

SMCCCD are a three College District located between San Francisco and the Silicon Valley. Our Colleges serve more than 40,000 students each year and offer the first two years of instruction in a wide variety of transfer programs as well as more than 90 vocational-technical programs.

3401 CSM Drive,
San Mateo, CA 94402 USA
(650) 574-6550
webmaster@smccd.edu

[Home](#)
[Board of Trustees](#)
[Departments](#)
[Employment](#)
[Foundation](#)
[Title IX](#)
[Accessibility](#)
[Contact](#)