

Scorecard and Metrics

SMCCCD Home > Strategic Plan > Scorecard and Metrics

◀ ◻ Cohort Characteristics Persistence Student Educational Plans Math Enrollment English Enrollment Transfer Math Transfer English D ▶



SMCCCD STRATEGIC PLAN METRICS

Fall Full Time First-Time Students at College: All

Cohort Term
Fall ▾

Unit Load
Full Time ▾

College
(All) ▾

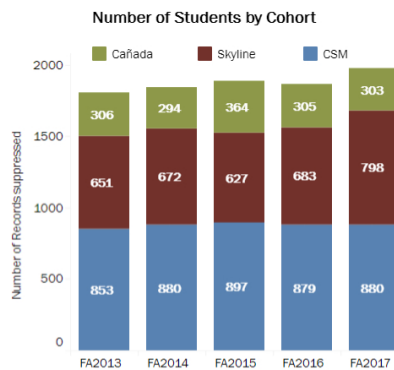
International
(All) ▾

Gender
 (All)
 Female
 Male
 Unknown

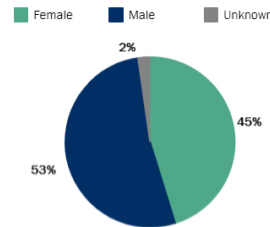
Ethnicity
 (All)
 2+ Races
 African American
 American Indian
 Asian
 Filipino
 Hispanic
 Pacific Islander
 Unknown
 White

Full Time = 12+ Units
Less Than PT = 0.01-5.99 Units
Part Time = 6.00 - 11.99 Units

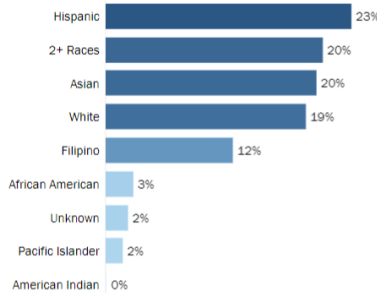
* Not reported to protect subgroups with fewer than 10 students.



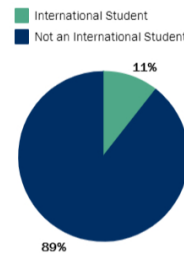
Gender: Fall Cohorts 2012 - 2017



Race/Ethnicity: Fall Cohorts 2012 - 2017



International: Fall Cohorts 2012 - 2017



San Mateo County CCD

SMCCCD are a three College District located between San Francisco and the Silicon Valley. Our Colleges serve more than 40,000 students each year and offer the first two years of instruction in a wide variety of transfer programs as well as more than 90 vocational-technical programs.

Contact

3401 CSM Drive,
San Mateo, CA 94402 USA
(650) 574-6550
webmaster@smccd.edu

smccd.edu

- Home
- Board of Trustees
- Departments
- Employment
- Foundation
- Title IX
- Accessibility
- Contact

