

# Scorecard and Metrics

SMCCCD Home > Strategic Plan > Scorecard and Metrics

◀ ◻ Cohort Characteristics Persistence Student Educational Plans Math Enrollment English Enrollment Transfer Math Transfer English D ▶



## SMCCCD STRATEGIC PLAN METRICS

### Fall Full Time First-Time Students at College: All

Cohort Term  
Fall ▾

Unit Load  
Full Time ▾

College  
(All) ▾

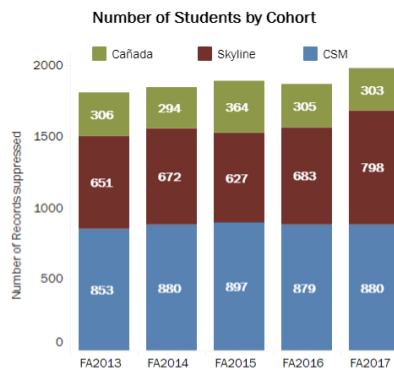
International  
(All) ▾

Gender  
 (All)  
 Female  
 Male  
 Unknown

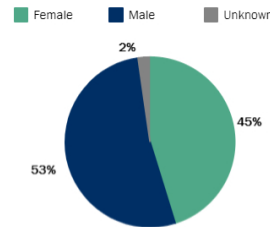
Ethnicity  
 (All)  
 2+ Races  
 African American  
 American Indian  
 Asian  
 Filipino  
 Hispanic  
 Pacific Islander  
 Unknown  
 White

Full Time = 12+ Units  
Less Than PT = 0.01-5.99 Units  
Part Time = 6.00 - 11.99 Units

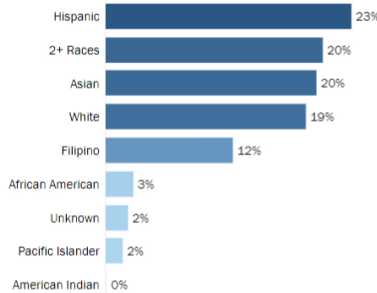
\* Not reported to protect subgroups with fewer than 10 students.



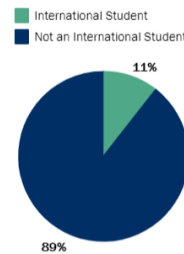
Gender: Fall Cohorts 2012 - 2017



Race/Ethnicity: Fall Cohorts 2012 - 2017



International: Fall Cohorts 2012 - 2017



## San Mateo County CCD

SMCCCD are a three College District located between San Francisco and the Silicon Valley. Our Colleges serve more than 40,000 students each year and offer the first two years of instruction in a wide variety of transfer programs as well as more than 90 vocational-technical programs.

## Contact

3401 CSM Drive,  
San Mateo, CA 94402 USA  
(650) 574-6550  
webmaster@smccd.edu

## smccd.edu

Home  
Board of Trustees  
Departments  
Employment  
Foundation  
Title IX  
Accessibility  
Contact

