



Budget


Accounting

Forecasting

Reports

Programs

About Us



[Home](#) | [Forecasting](#) | [Demographics](#)

Demographics

The Demographic Research Unit (DRU) of the California Department of Finance is designated as the single official source of demographic data for state planning and budgeting. [Download a Unit overview brochure.](#)

Opportunity Zones

- [Opportunity Zones in California](#)

2020 Census

- [Local Update of Census Addresses \(LUCA\)](#)
- [2020 Census Information Collection](#) - California Department of Finance response to the Federal Register (Vol. 83, No. 111) request for comments on the 2020 Census Proposed Information Collection.

Data

- [Estimates](#) - Official population estimates of the state, counties and cities produced by the Demographic Research Unit for state planning and budgeting.
- [Projections](#) - Forecasts of population, births and public school enrollment at the state and county level produced by the Demographic Research Unit.
- [State Census Data Center](#) - Demographic, social, economic, migration, and housing data from the decennial censuses, the American Community Survey, the Current Population Survey, and other special and periodic surveys.
- [Data In Action](#) - Interactive visualizations, charts, and maps that illustrate the data that the DRU tabulates and produces. **New!**

Featured Publications

- [E-1 Cities, Counties, and the State Population Estimates with Annual Percent Change](#)
- [State and County Population Projections](#)
- [Price and Population Factors Used for Appropriations Limits](#)
- [E-2 California County Population Estimates and Components of Change by Year](#)
- [Public K-12 Graded Enrollment and High School Graduate Projections by County - 2017 Series](#)

More Resources

- [California State Data Center Network Page](#)
- [Designated Census Tracts for the New Employment Credit](#)
- [2019 Housing Unit Survey Form](#) **New!**

California Population Facts

California Population Facts

Population, January 2016:	39.3 million
Average Household Size, January 2016:	2.97
Crude Growth Rate, 2015:	0.9%
Total Fertility Rate, 2013:	1.87
Life Expectancy, 2013:	81.0
Persons 65 years and over:	
2010 Census:	11%
2030 Projection:	20%

Sources: DRU Projections, Estimates, and 2010 Census

Featured Graphic:

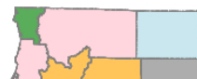
California counties and the states they resemble based on their race and ethnic distributions.

To view an interactive visualization with data tables, click on the image.

Matching States

New Mexico

California



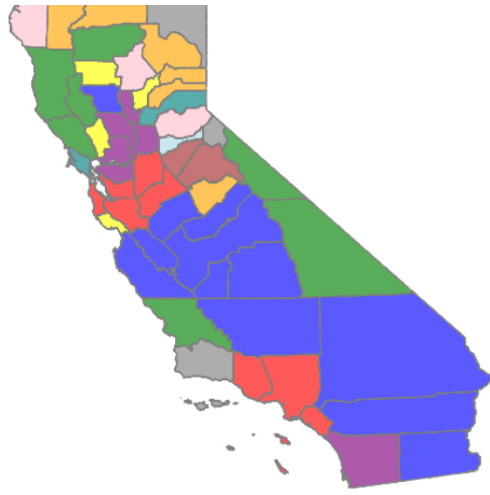
What's New

Quick Links

Contact Us

- [2013-2017 American Community Survey \(5-Year Estimates\) Selected Data Reports](#)
- [2019-2020 Annual Price and Population Letter](#)
- [E-1 Cities, Counties, and the State Population Estimates with Annual Percent Change](#)
- [E-2 California County Population Estimates and Components of Change by Year](#)
- [Graphic-California counties and the states they resemble](#)
- [2020 Census Information Page](#)
- [Baseline 2016 Population Projections for California and California Counties](#)
- [Public K-12 Graded Enrollment and High School Graduate Projections by County](#)

- California
- Colorado
- Nevada
- Wyoming
- Arizona
- Oregon
- Idaho
- Utah
- Washington
- Other



[Back to Top](#)

[Site Map](#)

[Conditions of Use](#)

[Contact Us](#)

[Privacy Policy](#)

[Web Content Accessibility](#)

[Webmaster](#)

[Twitter](#)

Copyright © 2019 State of California

