

The 2017-18 College of San Mateo Scholarship application is now open. The application deadline is **February 23, 2017 at 11:59pm.**

For information on the application process, the link to the application and other scholarship resources, please view the College of San Mateo Scholarship homepage at <http://collegeofsanmateo.edu/scholarships/>.

To go directly to the application and apply, go to <https://smccd.academicworks.com/opportunities>.

All of the scholarship opportunities are listed in alphabetical order with a prefix that indicates which campus is offering the scholarship (CAN = Cañada, CSM = College of San Mateo, SKY = Skyline). Students will be asked to select their home campus in the application and may only apply to scholarships based on that selection.

Steps to Apply

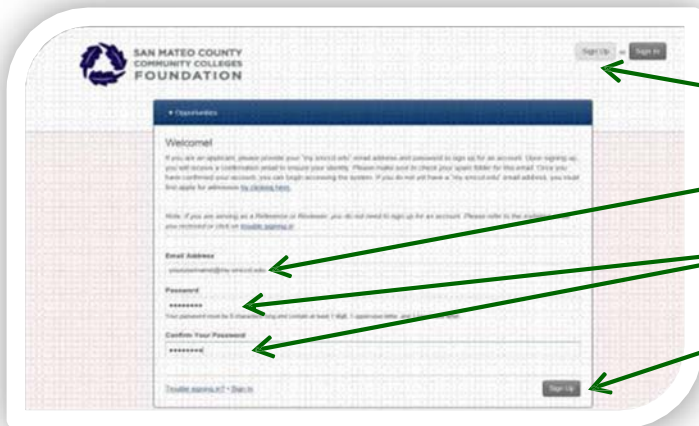
1. **First time users:** Must create a log-in by clicking the "Sign Up" button on the right corner of the application homepage. Students must have a "my.smccd.edu" email address in order to "Sign-Up" and create their log-in credentials.



Step 1

Please note, if you receive an error message that your email address cannot be found, if a new or returning student, you need to apply for admissions at <http://collegeofsanmateo.edu/admissions/apply.asp>. If a current student, contact your Scholarship office for assistance at scholarships@smccd.edu or visit the Financial Aid office.

2. **First time users:** Will be required to "Sign-Up" using your "my.smccd.edu" email address and a password you create. An email will be sent to your my.smccd.edu email address that allows you to "Sign-In" to the scholarship application.



- 2.1 First time users, click "Sign Up"
- 2.2 Enter your "my.smccd.edu" email address
- 2.3 Create and confirm Password
- 2.4 Click "Sign Up" at bottom of page – check your my.smccd.edu email to confirm.

Step 2

3. **First time users and Continuing users:** Return to the application and click “Sign In” on upper left. Enter your confirmed email address and password to access the scholarship application (then click “Sign In” on lower right).



Step 3

4. Complete the application questions (save to update application as you go – button on lower right). If you need assistance, attend a Scholarship Workshop - see dates and times on [Scholarship website](#).



Step 4

5. You will be asked to provide the name and email address of the person you asked to write your reference (one reference is required). Please ask this person **FIRST** before entering their information. If your reference is an employee of the SMCCCD (e.g. staff member, instructor, counselor) please verify the correct email address through the employee directory at http://www.smccd.edu/directory/list_portal.php. It is your responsibility to provide the correct email address and that you check before the application deadline of February 23, 2017 to make sure your reference has been submitted.

Your reference will receive an email with a link to provide your reference online, directly into your scholarship application. No physical letters of reference will be accepted.

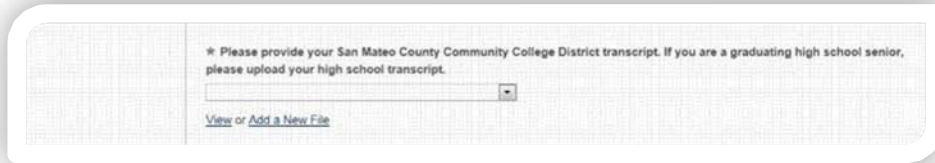


Step 5

You will not be able to see the reference but the application will update the status to "received" once it is submitted. It is your responsibility to follow-up and make sure your reference is submitted by the deadline.

6. Upload your unofficial transcripts. Request SMCCCD unofficial transcripts through [WebSMART](#). *PLEASE MAKE SURE YOUR FALL 2016 FINAL GRADES HAVE BEEN POSTED BEFORE UPLOADING YOUR TRANSCRIPT.*

Other college transcripts should be uploaded, too. Current high school seniors should upload high school transcripts.



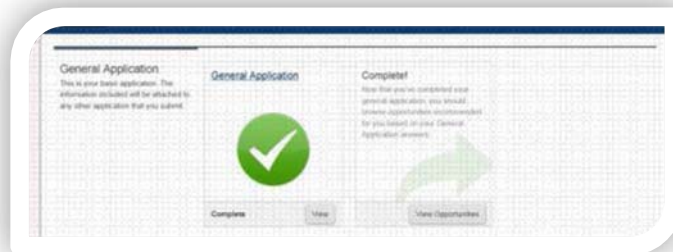
Step 6

7. A personal statement of no more than 750 words is required, they can be typed or copy and pasted directly into the application. An effective personal statement should contain enough information about you so the reader gets to “know” you. This may include any or all of the following:

- a. A brief personal history (where you grew up, if a recent immigrant, first to attend college, etc.).
- b. Your academic goals, transfer plans, and career plans.
- c. Your participation in community service, volunteerism, and extra-curricular activities (ASCSM, clubs, sports, job, etc.).
- d. Awards, honors and achievements received (high GPA, Deans List, other scholarships or awards).
- e. Explanation of how the scholarship will help you meet your goals.
- f. Any financial need, obstacles or challenging circumstances you face or have overcome.
- g. Anything else you want to include for the scholarship review committee to know about you.

8. Once you have completed the application, pending your reference/recommendation, you can submit your application. You will automatically be matched with scholarships for which you fully meet the criteria. You will also be presented with a list of any other "apply to" scholarships that you may be eligible for once you respond to questions specific to these scholarships.

9. You may continue to sign in to update your scholarship application after it is submitted and complete by clicking on the General Application link until the deadline.



Step 9