



Cash for College Applying for Financial Aid



CASH FOR C//LLEGE



California
Student Aid Commission



Edvisors®

What Will You Learn At This Workshop?

- Required financial aid application and deadlines
- Types and sources of financial aid
- Overview of Free Application for Federal Student Aid (FAFSA) and California Dream Act Application
- Answers to your individual questions



FOTW- FAFSA on the Web - www.fafsa.gov



The screenshot shows the FAFSA website homepage. At the top, it says "FAFSA®: Apply for Aid". Below this, it states "Use the Free Application for Federal Student Aid (FAFSA®) form to apply for financial aid for college or grad school." There are two main sections: "NEW TO THE FAFSA® PROCESS?" and "RETURNING USER?". The "NEW TO THE FAFSA® PROCESS?" section says "Completing the FAFSA form is free. Fill it out now." and has a "START HERE >" button. The "RETURNING USER?" section says "Correct info • Add a school View your Student Aid Report (SAR)" and has a "LOG IN >" button. Below these sections is a "FAFSA® Announcements" box. It contains a bullet point: "The 2019-20 FAFSA form is here! Some states and schools have limited funds, so submit your application today. Also, check out the new myStudentAid app for iOS and Android." At the bottom of the box, it says "The FAFSA form will be unavailable due to scheduled maintenance every Sunday from 3-11 a.m. Eastern time."

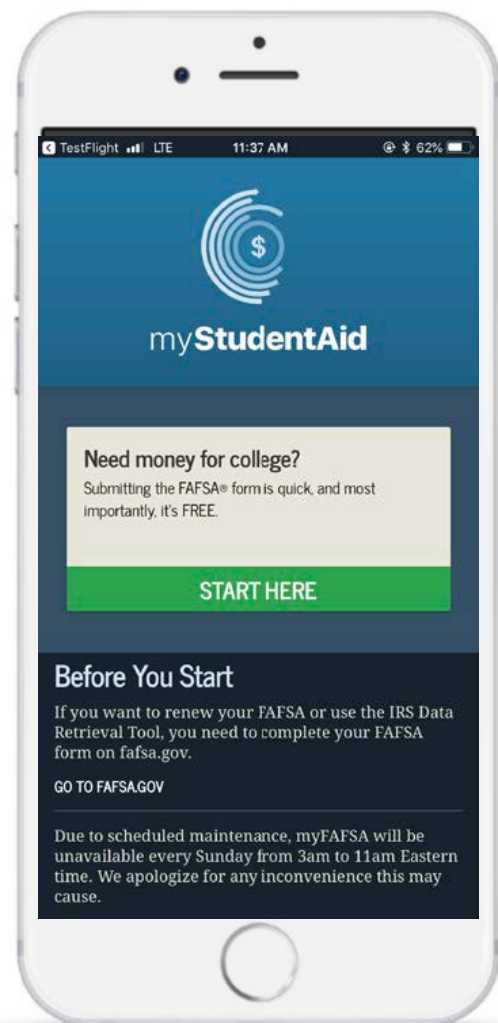
Basic Eligibility Requirements:

- Apply and qualify for financial aid every academic year
- Be a United States Citizen or Green Card Holder (permanent legal resident)
- Have a High School Diploma, GED or pass the CHSPE (CA HS Proficiency Exam)
- Male students age 18-25, must register with Selective Services (www.sss.gov)
- To keep your financial aid, you must **maintain good academic standing**

myStudentAid mobile app

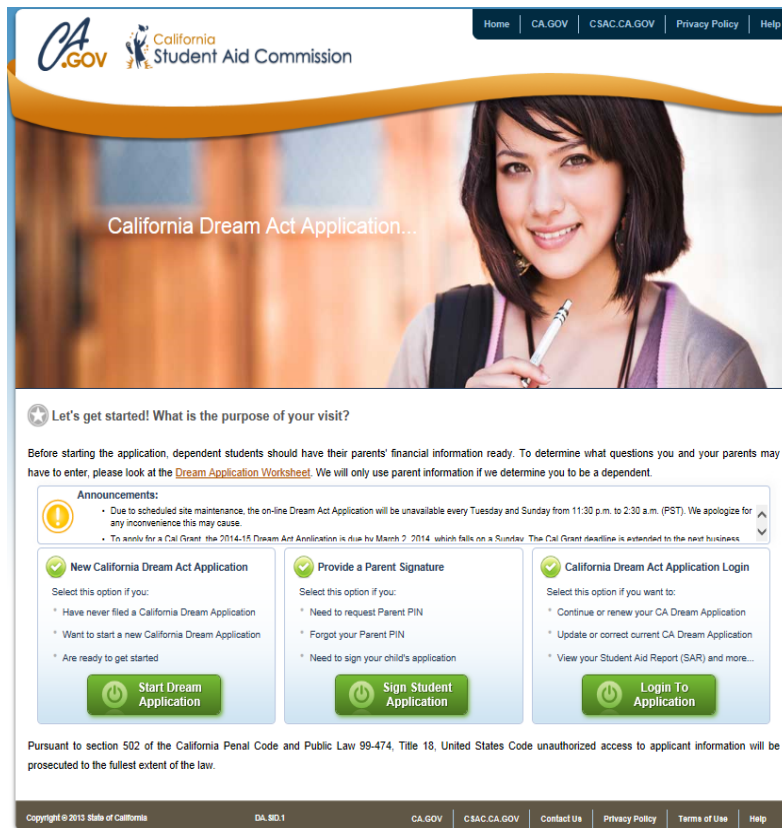
You will find:

- myFAFSA
- Manage FSA ID profile
- myFederalLoans
- Information for FSA contact centers



California Dream Act Application-

www.caldreamact.org



The screenshot shows the homepage of the California Dream Act Application website. At the top, there is a navigation bar with links for Home, CA.GOV, CSAC.CA.GOV, Privacy Policy, and Help. The main header features the CA.GOV logo and the California Student Aid Commission logo. Below the header is a large banner image of a smiling young woman with dark hair, holding a pen. The text "California Dream Act Application..." is overlaid on the banner. Below the banner, there is a section titled "Let's get started! What is the purpose of your visit?" with a star icon. This section includes a paragraph about dependent students and a link to the "Dream Application Worksheet". Below this is an "Announcements" section with a yellow warning icon and two bullet points about site maintenance and the 2014-15 Dream Act Application deadline. The main content area is divided into three columns, each with a green checkmark icon and a title: "New California Dream Act Application", "Provide a Parent Signature", and "California Dream Act Application Login". Each column has a "Select this option if you:" section with bullet points and a green button at the bottom: "Start Dream Application", "Sign Student Application", and "Login To Application". At the bottom of the page, there is a disclaimer about unauthorized access to applicant information and a footer with copyright information and additional links.

CA.GOV California Student Aid Commission

Home CA.GOV CSAC.CA.GOV Privacy Policy Help

California Dream Act Application...

Let's get started! What is the purpose of your visit?

Before starting the application, dependent students should have their parents' financial information ready. To determine what questions you and your parents may have to enter, please look at the [Dream Application Worksheet](#). We will only use parent information if we determine you to be a dependent.

Announcements:

- Due to scheduled site maintenance, the on-line Dream Act Application will be unavailable every Tuesday and Sunday from 11:30 p.m. to 2:30 a.m. (PST). We apologize for any inconvenience this may cause.
- To apply for a Cal Grant the 2014-15 Dream Act Application is due by March 2, 2014 which falls on a Sunday. The Cal Grant deadline is extended to the next business day.

New California Dream Act Application
Select this option if you:
* Have never filed a California Dream Application
* Want to start a new California Dream Application
* Are ready to get started
Start Dream Application

Provide a Parent Signature
Select this option if you:
* Need to request Parent PIN
* Forgot your Parent PIN
* Need to sign your child's application
Sign Student Application

California Dream Act Application Login
Select this option if you want to:
* Continue or renew your CA Dream Application
* Update or correct current CA Dream Application
* View your Student Aid Report (SAR) and more...
Login To Application

Pursuant to section 502 of the California Penal Code and Public Law 99-474, Title 18, United States Code unauthorized access to applicant information will be prosecuted to the fullest extent of the law.

Copyright © 2013 State of California CA.GOV CSAC.CA.GOV Contact Us Privacy Policy Terms of Use Help

Basic Eligibility Requirements

- Meet the requirements of AB540
- Attend California schools for 3 years
- Graduate from a CA high school or the equivalent (GED or CHSPE)
- Attend a qualifying CA college or university, and
- If applicable, complete an affidavit to legalize immigration status as soon as student is eligible

CSS Profile (For institutional aid)

- Individual private colleges ask for information including home equity, income and assets from non-custodial parents, etc.
- Not used for awarding federal financial aid- only aid from the colleges/universities
- Not all schools require
- Cost - \$25 for app & one college, \$16 for additional colleges
- Online Registration only-

<https://profileonline.collegeboard.org>



CASH FOR C//LLEGE



California

Student Aid Commission



Edvisors®

Getting Started on the FOTW

FAFSA®: Apply for Aid

Use the *Free Application for Federal Student Aid* (FAFSA®) form to apply for financial aid for college or grad school.

NEW TO THE FAFSA® PROCESS?

Completing the FAFSA form is free. Fill it out now.

START HERE >

RETURNING USER?

Correct info • Add a school
View your *Student Aid Report* (SAR)

LOG IN >

FAFSA® Announcements

- The 2019–20 FAFSA form is here! Some states and schools have limited funds, so submit your application today. Also, check out the new **myStudentAid** app for iOS and Android.

The FAFSA form will be unavailable due to scheduled maintenance every Sunday from 3–11 a.m. Eastern time.



California
Student Aid Commission



The FOTW

A Seven-Section Online Form

- Section 1** – Student Demographics
- Section 2** – School Selection
- Section 3** – Dependency Status
- Section 4** – Parent Demographics
- Section 5** – Financial Information
- Section 6** – Sign and Submit
- Section 7** – Confirmation

Please Note:

*The CA Dream Act has very similar sections!
However, the log-in process and submission process are slightly different.*



CASH FOR C//LLEGE



California

Student Aid Commission



Edvisors®

Section 2- School Selection

Student Demographics ✓ School Selection **✎** Dependency Status **L** Parent Demographics Financial Information Sign & Submit Confirmation

STUDENT INFORMATION

i Here's where you'll search for the colleges to which you'd like to send your FAFSA information. You can add up to 10 colleges at a time to your FAFSA. If you're applying to more than 10 colleges, [follow these instructions](#).

Make sure you add ALL colleges you're interested in, even if you haven't applied or been accepted yet.

i Complete the fields below to search for a college to add to your FAFSA.

Do you know the college's [Federal School Code](#)? **?**
☐ Yes ☒ No

State **?**
California

City (optional) **?**

School Name (optional) **?**
Cañada College

SEARCH TIPS **i** PREVIOUS NEXT SEARCH

College Search Results

Student Demographics ✓ School Selection **✎** Dependency Status **L** Parent Demographics Financial Information Sign & Submit Confirmation

STUDENT INFORMATION

i You can add up to 10 colleges to your FAFSA.

All of the information you include on your FAFSA, with the exception of the list of colleges, will be sent to each of the colleges you list. In addition, all of your FAFSA information, including the list of colleges, will be sent to your state grant agency.

i To select schools from the Search Results, click the checkbox to the left of each school you'd like to add to your FAFSA, then click **Next** or **Add More Schools** to continue.

Search Results: 1 to 1 of 1. You have **2 schools** selected.

Sort By: Best Match

<input checked="" type="checkbox"/>	School Name: Canada College City: Redwood City State: CA Federal School Code: 006973
-------------------------------------	---

1

VIEW COLLEGE INFO ADD MORE SCHOOLS NEXT

Dependency Determination

NO to all questions:

- makes the student dependent
- Must submit parent information

Note: Child must be supported financially — *more than 50%*



CASH FOR C//LLEGE



California

Student Aid Commission



Edvisors

Dependency Determination

☒ Application was successfully saved.

Were you born before January 1, 1996?
☐ Yes ☒ No

As of today, are you married?
☐ Yes ☒ No

At the beginning of the 2019-2020 school year, will you be working on a master's or doctorate program (such as an MA, MBA, MD, JD, PhD, EdD, or graduate certificate, etc.)?
☐ Yes ☒ No

Do you now have or will you have children who will receive more than half of their support from you between July 1, 2019 and June 30, 2020?
☐ Yes ☒ No

Do you have dependents (other than your children or spouse) who live with you and who receive more than half of their support from you, now and through June 30, 2020?
☐ Yes ☒ No

Are you currently serving on active duty in the U.S. Armed Forces for purposes other than training?
☐ Yes ☒ No

Are you a veteran of the U.S. Armed Forces?
☐ Yes ☒ No

At any time since you turned age 13, were both your parents deceased, were you in foster care, or were you a dependent or ward of the court?
☐ Yes ☒ No

As determined by a court in your state of legal residence, are you or were you an emancipated minor?
☐ Yes ☒ No

Does someone other than your parent or stepparent have legal guardianship of you, as determined by a court in your state of legal residence?
☐ Yes ☒ No

On or after July 1, 2018, were you homeless or were you self-supporting and at risk of being homeless?
☐ Yes ☒ No

[PREVIOUS](#) [NEXT](#)

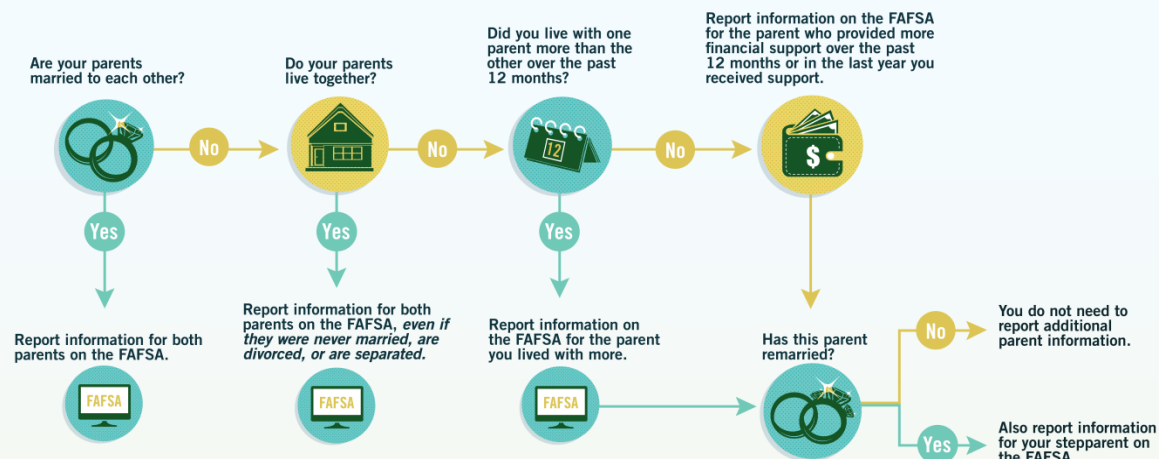
[NEED HELP?](#) [SAVE](#) [CLEAR ALL DATA](#) [VIEW FAFSA SUMMARY](#) [EXIT](#)

Whose info goes on a FAFSA?

WHO'S MY PARENT WHEN I FILL OUT MY FAFSA®?

Dependent students are required to report parent information on the *Free Application for Federal Student Aid (FAFSA)*.¹ For reporting purposes, "PARENT" means your legal (biological or adoptive) parent or stepparent, or a person that the state has determined to be your legal parent.

Use this guide to figure out which parent's information to include (depending on your family situation).



The following people are not your parents unless they have legally adopted you:



Widowed Stepparent



Grandparents



Foster Parents



Legal Guardians



Older Brothers or Sisters



Aunts or Uncles

If you're not sure whom to report as a parent, you can visit StudentAid.ed.gov/fafsa/filling-out/parent-info or call 800-4-FED-AID (800-433-3243).

¹ If you're not sure whether you are a dependent student, go to StudentAid.gov/fafsa/filling-out/dependency

Federal Student Aid
An OFFICE of the U.S. DEPARTMENT of EDUCATION

PROUD SPONSOR of
the AMERICAN MIND®



CASH FOR COLLEGE



California

Student Aid Commission



Edvisors®

Section 6 – Signature Page

Student

- ✓ Sign electronically with FSA ID
- ✓ Read/mark “Agree” to Terms of Agreement
- ✓ Student will click “Sign”

What is your (the parent's) FSA ID?
Do not enter the FSA ID if you are not the parent.

FSA ID Username or Verified E-mail Address

[Create an FSA ID](#)

FSA ID Password

[Forgot Username](#)

[Forgot Password](#)

[Other options to sign and submit](#)

SIGN

One Parent

- ✓ Sign electronically with FSA ID
- ✓ If no SSN – Click “Other Options...”

Sign & Submit

☒ Application was successfully saved.

[VIEW OR PRINT YOUR FAFSA INFORMATION](#)

Are you a [preparer](#)?

☐ Yes ☒ No

Student Signature

Student's Social Security Number

Student's last name

Student's date of birth

READ BEFORE PROCEEDING

By signing this application electronically using your Federal Student Aid PIN, username and password, and/or any other credential or by signing a signature page and mailing it to us, YOU, THE STUDENT, certify that you:

1. will use federal and/or state student financial aid only to pay the cost of attending an institution of higher education,
2. are not in default on a federal student loan or have made satisfactory arrangements to repay it,
3. do not owe money back on a federal student grant or have made satisfactory arrangements to repay it,
4. will notify your school if you default on a federal student loan, and
5. will not receive a Federal Pell Grant from more than one school for the same

I, the student, agree to the terms outlined above.

☒ Agree ☐ Disagree

SIGN

Section 7 – Confirmation Page

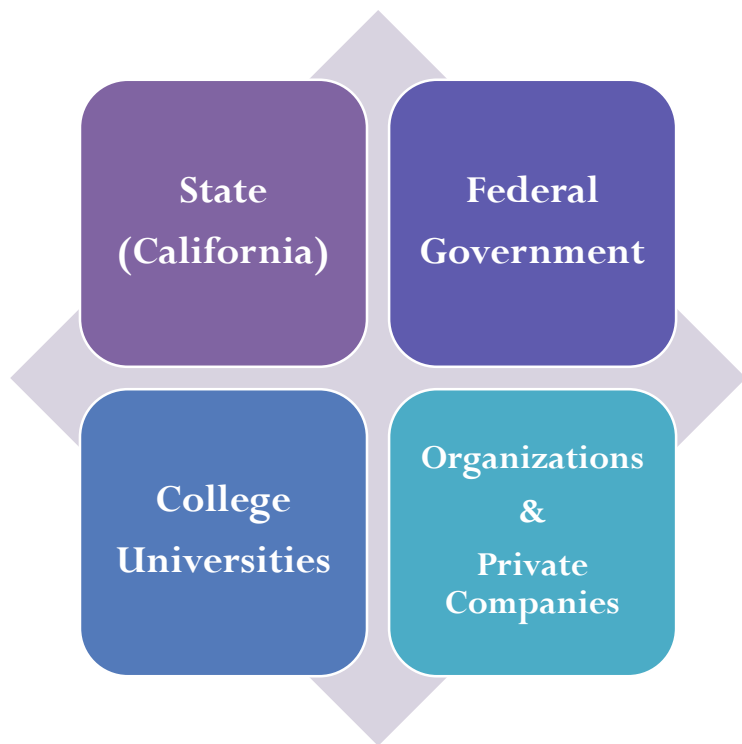
Review and KEEP!

- ❑ A copy will be sent via email – don't delete it!
- ❑ Confirms date/time of submission
- ❑ Initial submission satisfies March 2nd Deadline
- ❑ Make sure **ALL** colleges are listed
- ❑ Expected Family Contribution (EFC)
- ❑ Federal Pell Grant Estimate
- ❑ Can transfer parent's info to another FAFSA

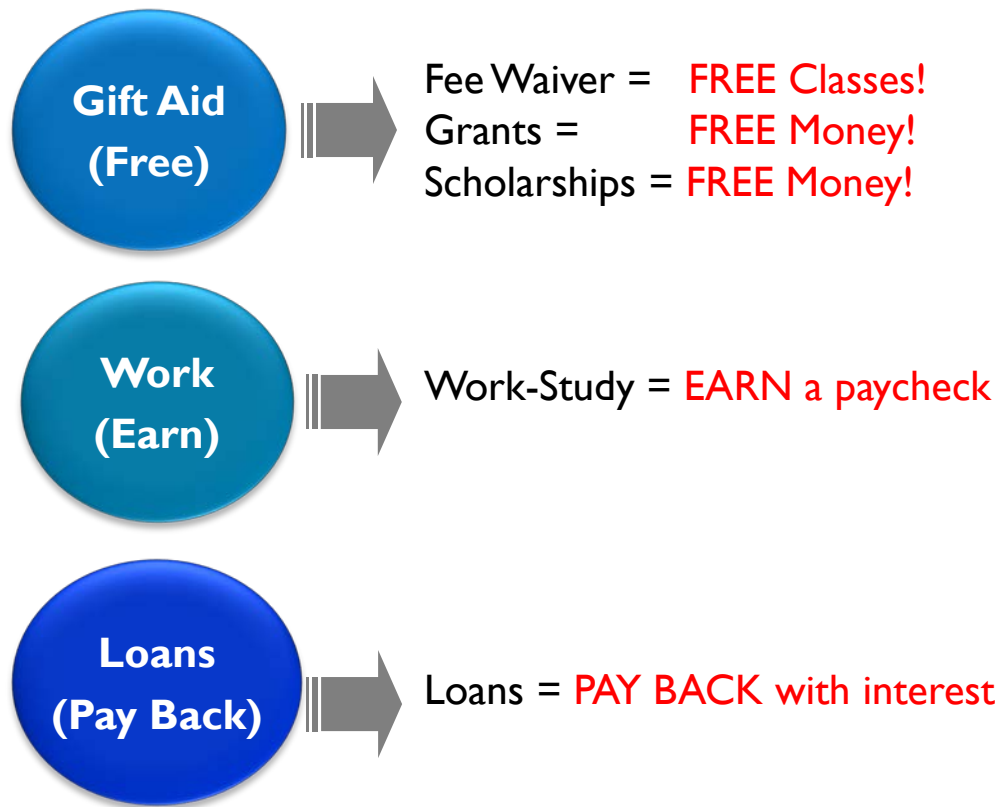
The screenshot shows the FAFSA Confirmation Page. At the top, there are two blue boxes with white text and right-pointing arrows. The left box says "Start your state application to apply for New York state-based financial aid." The right box, which is circled in red, says "Does your brother or sister need to complete a FAFSA?" followed by smaller text: "If so, you can transfer your parents' information into a new FAFSA for your brother or sister to save time. Your parents will have to provide a signature again, but that's all." Below these boxes is a link that says "> Expand All". Underneath are three grey boxes with expandable sections: "> Estimated Expected Family Contribution (EFC) = 000000", "> Foster Care Information", and "> School(s) on your FAFSA:". Below these is a yellow box with a question mark icon and the text "If you have questions, visit fafsa.gov and click 'Get FAFSA Help' on the FAFSA home page." At the bottom right is a dark blue button that says "TAKE A SURVEY". At the bottom center are two buttons: a white one with "100K" and a blue "Share" button, and a blue "Tweet" button.

Sources & Types of Aid

Where \$ Comes From



Free – Earn – Pay Back



Need-Based Aid—2018-2019 Federal Programs

Program	Award Amount	Notes
Pell Grant	Up to \$6095*	Lifetime Eligibility 600% (max)
FSEOG (grant)	Up to \$4,000	Priority to Pell eligible students
TEACH Grant	Up to \$3728*	Requires service contract otherwise converts to unsubsidized loan
Iraq & Afghanistan Service Grant	Up to \$5717.11*	equal to Pell Grant – 6.8%
Work Study	Varies by school	On and off-campus employment
Subsidized Direct Loan	\$3500- \$5500 (undergrad level)	Interest subsidy during periods of enrollment of at least ½ time (150% max eligibility)





Need-Based Aid -2018-2019 California Programs

California Programs	Award Amount
Cal Grant A and B (new student tuition/fees)	Up to \$12,630 (UC) & \$5,732 (CSU); \$9084 (Independents); \$4,000 (For Profit)
Cal Grant B Access Award	\$1,672 (at all schools) CC - additional grants for FT (12-15 units)
Cal Grant C	Up to \$2,462 at non CC \$1,094 at CC + additional grants for FT
Chafee Grant (Former Foster Youth)	Up to \$5000
UC Student Aid	\$100 or more
California State University Grant	Covers full system-wide fees
California College Promise Grant	Covers all Enrollment Fees
Law Enforcement & Personnel Dependents Grant	\$100 to \$12,630 (for up to four years)

Cal Grant A

At Least
3.0 GPA

Cal Grant B

At Least
2.0 GPA

Cal Grant C

No Minimum
GPA
Required

H.S. Seniors – Recent Grads:

- ❑ Meet all Requirements
- ❑ Submit by **March 2**: FAFSA or Dream Act + GPA Verification
- ❑ Cal Grant High School **Entitlement Award** Means...

Income/Asset Ceiling Limits:

- ❑ www.csac.ca.gov

WebGrants for Students:

- ❑ <https://mygrantinfo.csac.ca.gov/logon.asp>

GUARANTEED



CALIFORNIA
STUDENT AID
COMMISSION[®]

CASH FOR C//LLEGE



California

Student Aid Commission



Middle Class Scholarship

Who is Eligible?

Only students who have less than 40% of their UC or CSU fees covered by grants and scholarships

- ✓ Income \$171,000 or Less
- ✓ Asset \$171,000 or Less
- ✓ U.S. Citizen, eligible Non-Citizen or AB 540
- ✓ Must be enrolled at least ½ time
- ✓ Meets Selective Service requirement
- ✓ Meet Satisfactory Academic Progress standards

UC Max award - \$5,051

CSU Max award - \$2,298



CASH FOR C//LLEGE



California

Student Aid Commission



Edvisors®

Key Deadlines

Do Not Miss – March 2nd Deadline!

- ❑ Cal Grants A/B
- ❑ State University Grants (CSU)
- ❑ UC Grants (UC)
- ❑ Middle Class Scholarship (CSU/UC)
- ❑ Submit/Re-new every academic year – until you graduate!



CSS/Financial Aid Profile:

- ❑ <https://cssprofile.collegeboard.org>
- ❑ Cost: \$25 for application and one college
- ❑ \$16 for additional colleges

Private & Out-of-State

- ✓ May have Earlier Deadlines
- ✓ Check directly with each college

Western Undergraduate Exchange:

- ❑ <http://wiche.edu/wue>
- ❑ Stay in the West – Reduced Tuition



California
Student Aid Commission

Next Steps

- ❑ Student Aid Report (SAR) – Federal Aid/FAFSA
 - ✓ Review and Make Corrections – if necessary

- ❑ WebGrants for Students: State Aid
 - ✓ Create an account: www.webgrants4students.org
 - ✓ Check the status of Cal Grant, CA Dream Act or Chafee Grant Application
 - ✓ Review California Aid Report (CAR)

- ❑ Be PROACTIVE – Check Student Portal, To Do List & Email weekly!
 - ❑ Don't miss deadlines!
 - ❑ Verification Documents – Submit on-time!

- ❑ Male Students: Selective Service www.sss.gov

- ❑ Scholarships – if you meet eligibility requirements, apply to ALL!

Visit the Financial Aid Office at your new college!!



Cañada College • College of San Mateo • Skyline College

SMCCCD Institutional Scholarship

- Online application Academic Works

→ OPENS November 2018

https://smccd.academicworks.com/users/sign_in

- Online General Application
- Personal Statement
- Reference
- Unofficial Transcript

DEADLINE: March 2, 2019 at 11:59pm



College of San Mateo



Promise Scholars Program Components



Financial Support

- Fee waivers for the first full year (Fall, Spring and Summer terms)
- Textbook vouchers
- Other course related material vouchers

Academic Support

- Summer Transition Program
- Priority registration
- Tutoring
- Peer mentoring
- Clear, guided pathways to graduation or transfer
- Career and professional development support

Student Services

- Financial Aid
- Exposure to other on-campus support programs and resources
- Counseling sessions
- Specialized Workshops, events, and incentives

Messaging and Expectations

- Student are eligible for the program if they have graduated recently from a high school, GED, or adult continuation program.
- Must commit to enrolling full-time
- Must consistently participate in all program requirements



Silicon Valley Community Foundation Scholarships Program



SVCF Scholarships Program

Program Types

- Community Foundation Managed
- Donor Involved (Externally Managed)
- Bright Futures (Last Dollar Scholarship)

Award Types

- One-time
- Renewable
- Major-specific
- Population-specific
- School-specific
- County-specific

Scholarships by the Numbers

45+ scholarship programs

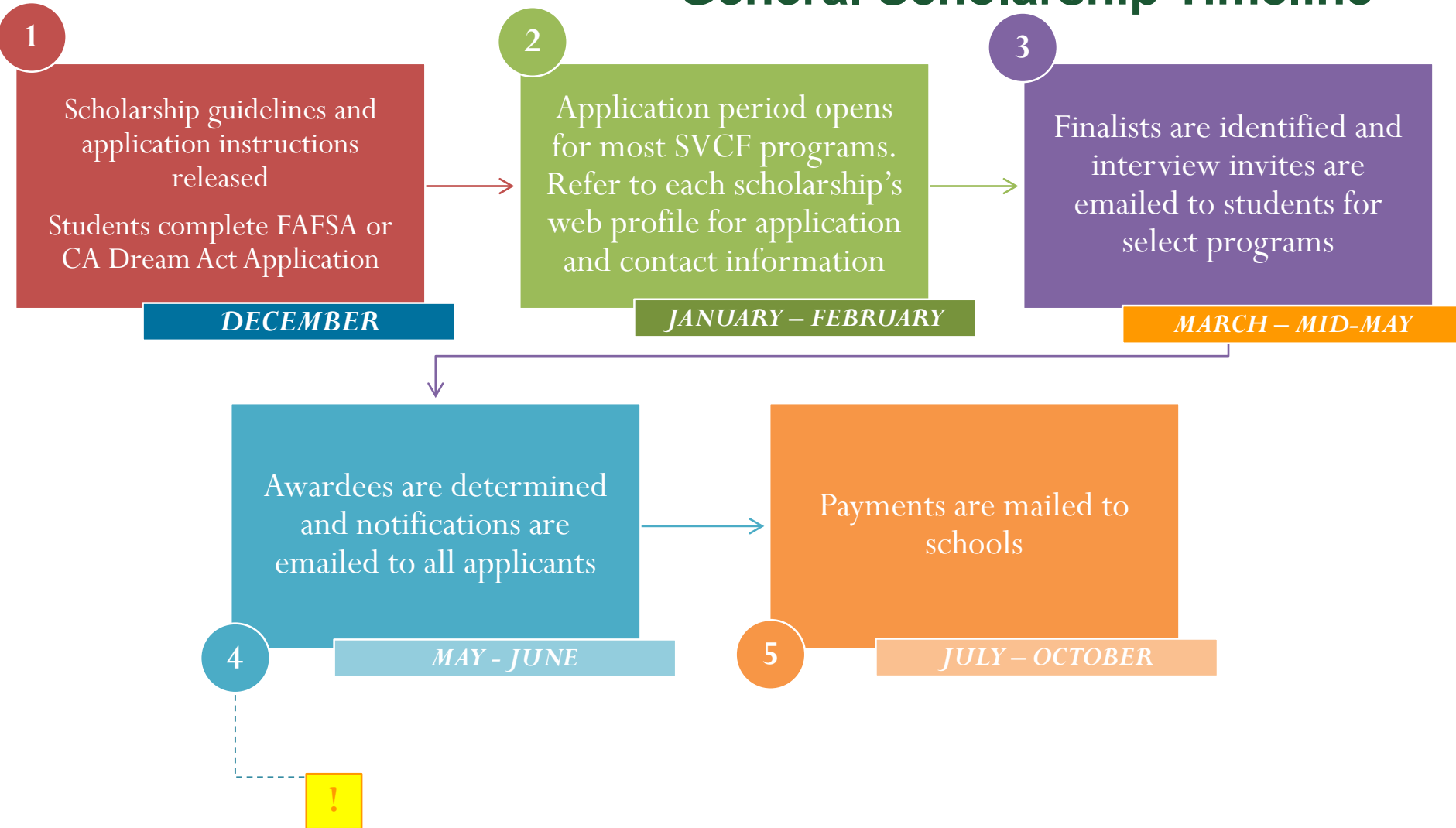
400 annual awards, on average

\$4,500 average award amount

\$1.4M total annual awards, on average

\$15.2M total awarded since 2007

General Scholarship Timeline





General Application Requirements


- Online Application
- Personal Statement
- Reference Letters (two for most programs)
- Academic Transcripts
 - High School
 - College
- Financial Information
 - US Citizens and Permanent Residents: Free Application for Federal Student Aid (FAFSA) / Student Aid Report SAR
 - Eligible non-residents: Dream Act App. / Parents' or Students' 1040 / Most Recent Pay Stub

For more full scholarship application details, visit
siliconvalleycf.org/scholarships

Questions?

Contact SVCF at scholarships@siliconvalleycf.org
or at 650.450.5487

Questions



California
Student Aid Commission

