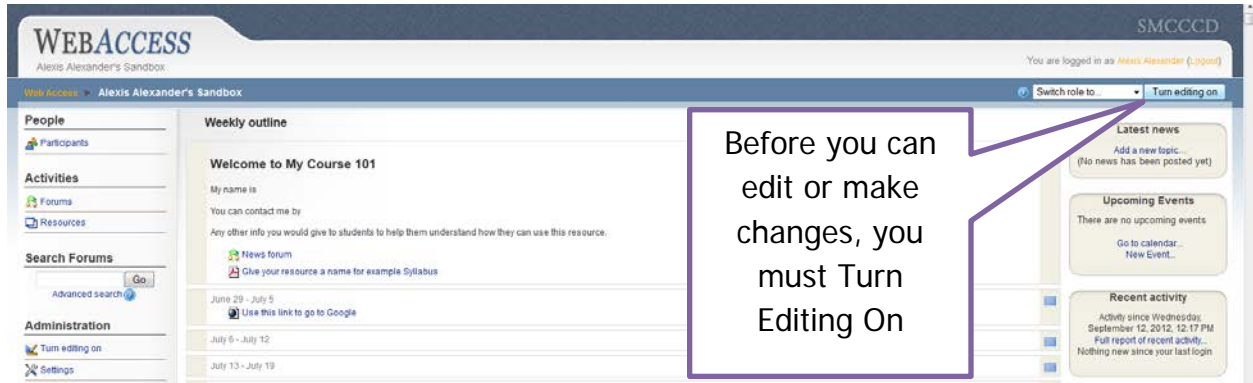


3 Things You Can Do in WebAccess

Getting started in WebAccess is easy once you follow these basic steps:

This is your homepage in WebAccess, make sure you turn editing on to get started



The very first thing you can do is to create a welcome message and some explanations or guidelines for your students



Remember, on the web it is very important to make things readable, you can do this by using headings and making sure there is white space between paragraphs, keep it clean and simple

In the week 0, which is the top block, write a welcome message, with all pertinent info

When you are done, be sure to save changes

Adding a file

One quick and easy thing you can do in WebAccess is add a **file**, for example your syllabus, lecture notes, homework, etc.

WebAccess has “resources” and “activities”

Files are a **resource**, so go to the resource drop down list and choose “Link to a file or Website”

Give your resource a name, something easy to understand, it is up to you if you want to include a summary; when you add a resource to Moodle, a resources page is created with a list of all resources. Students can use this list as a quick reference guide to files on your site. If you include summaries with your resources, that can be helpful to students.

WEBACCESS
Alexis Alexander's Sandbox

Web Access > Alexis Alexander's Sandbox > Resources > Editing Resource

Adding a new Resource to week 1

General

Name * Syllabus for Medieval History 105

Summary

Trebuchet 1 (8 pt) Lang B I U S x² x³

This syllabus will show you the expectations, assignments, due dates and assessment criteria for the class

Path: body

Location * http:// Choose or upload a file ...

Search for web page...

Once you have given your resource a title, click on Choose or upload a file

Mozilla Firefox

https://smccd.mrooms.net/files/index.php?id=43188&choose=id_reference_value

Files

	NAME	SIZE	MODIFIED	ACTION
<input type="checkbox"/>	backupdata		July 25 2012, 09:37 AM	Renam
<input type="checkbox"/>	sharebutton.PNG	65.3KB	September 5 2012, 01:31 PM	Choose Renam
<input type="checkbox"/>	strategiesforincreasingonlinestudentretention.pdf	1.7MB	July 5 2012, 12:54 PM	Choose Renam

With chosen files...

Make a folder Select all Deselect all Upload a file

Moodle Docs for this page

SAN MATEO COUNTY COMMUNITY COLLEGE DISTRICT

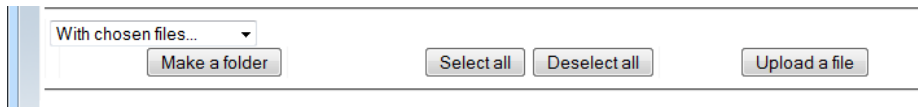
You are logged in as Alexis Alexander (Logout)

NEED HELP?
Contact WEBACCESS Support

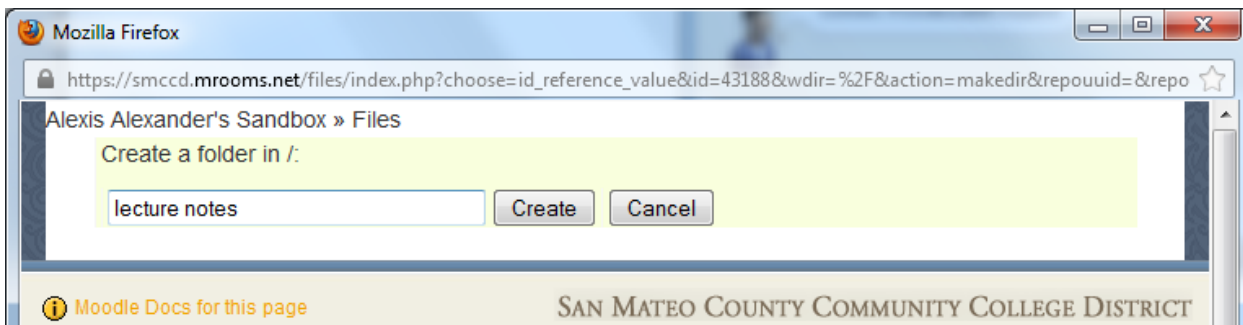
0.114708 secs
RAM: 3.7MB
RAM peak: 3.8MB
Included 54 files
ticks: 11 user: 4 sys: 0 user: 0 csys: 0
Load average: 1.71
Record cache hit/miss ratio : 2/2

This is your file manager; all of the files you upload will be stored here

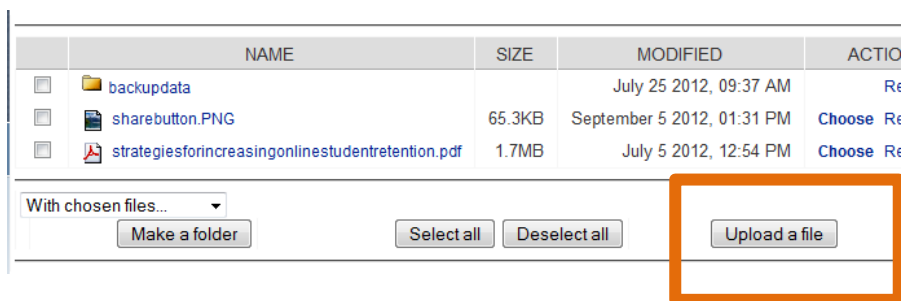
If you like to organize your files into folders, you should get that set up before you start uploading and linking files. Just click on the “make a folder” button

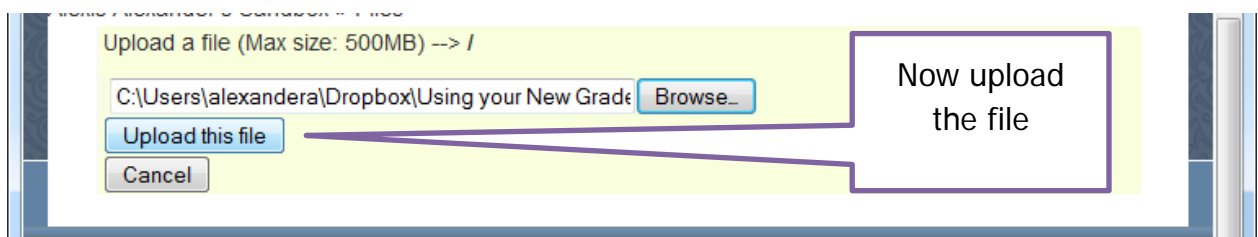
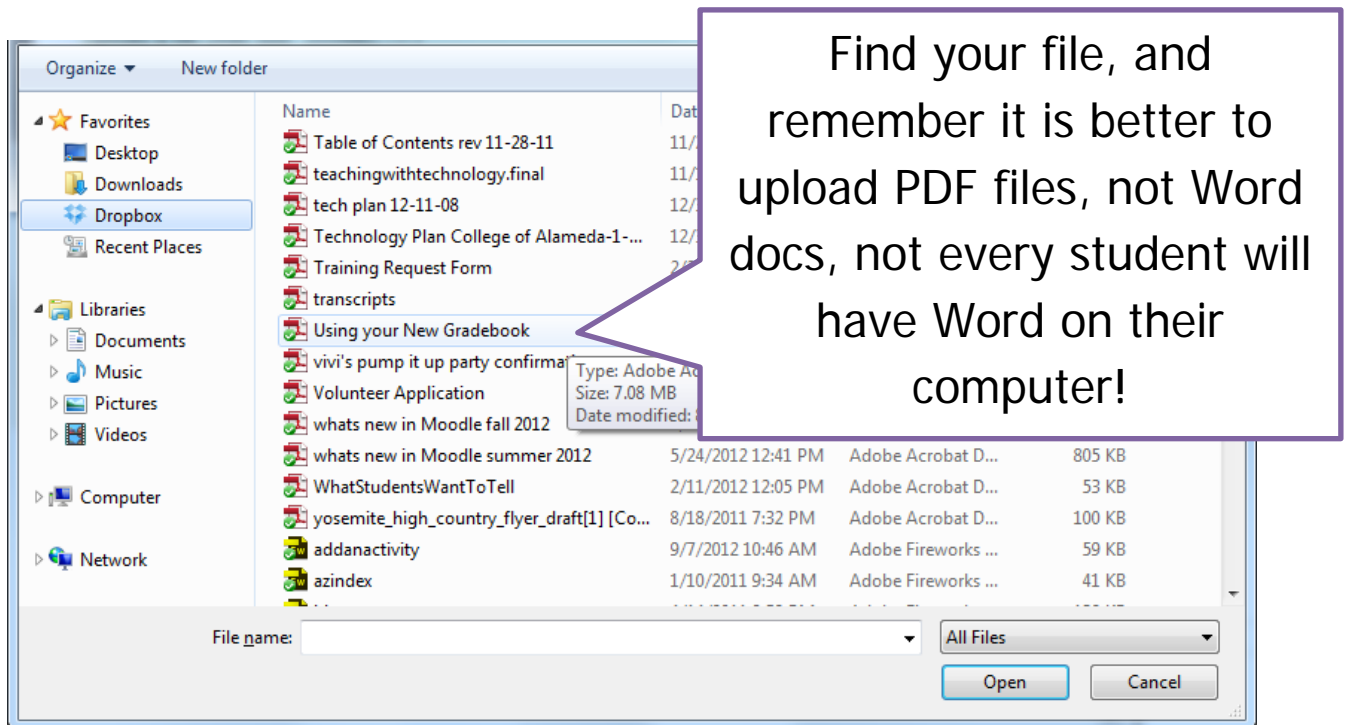
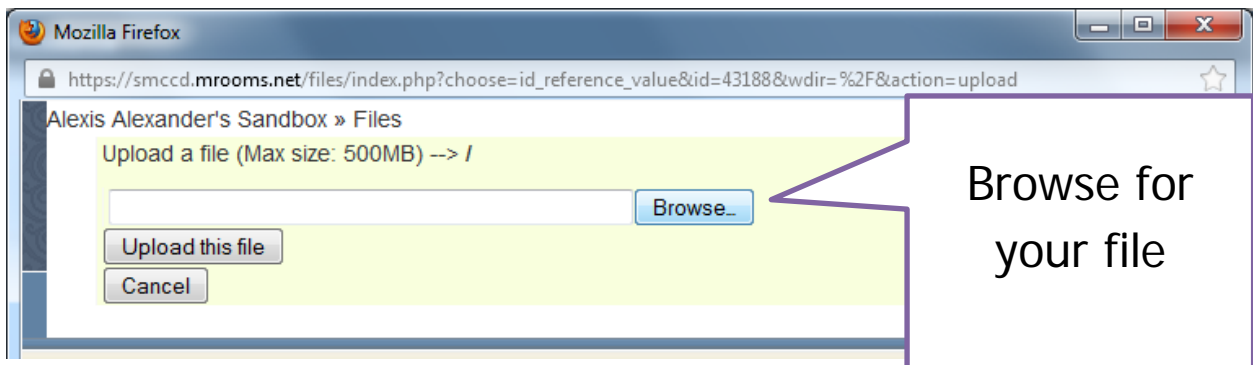


and this box will pop up so you can name your folder



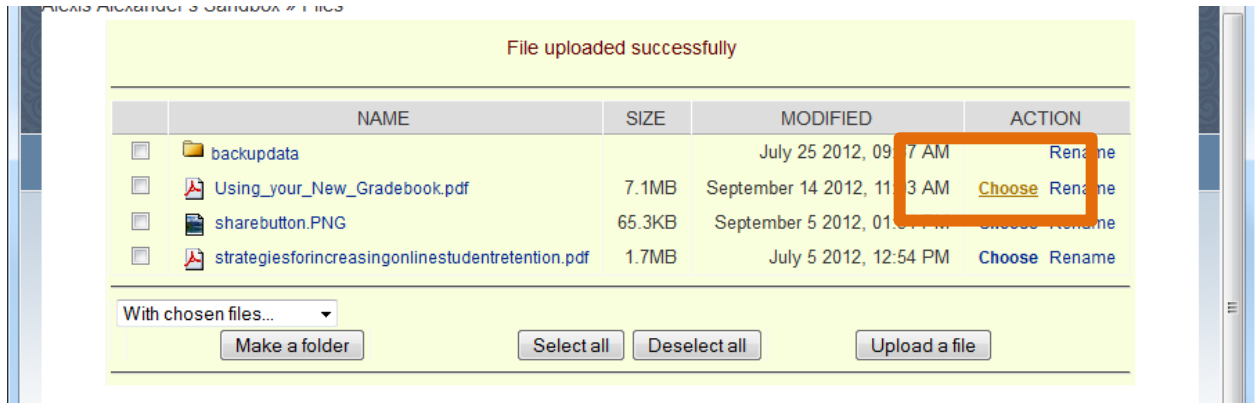
Once you are ready, click on the **Upload a File** button on the file manager



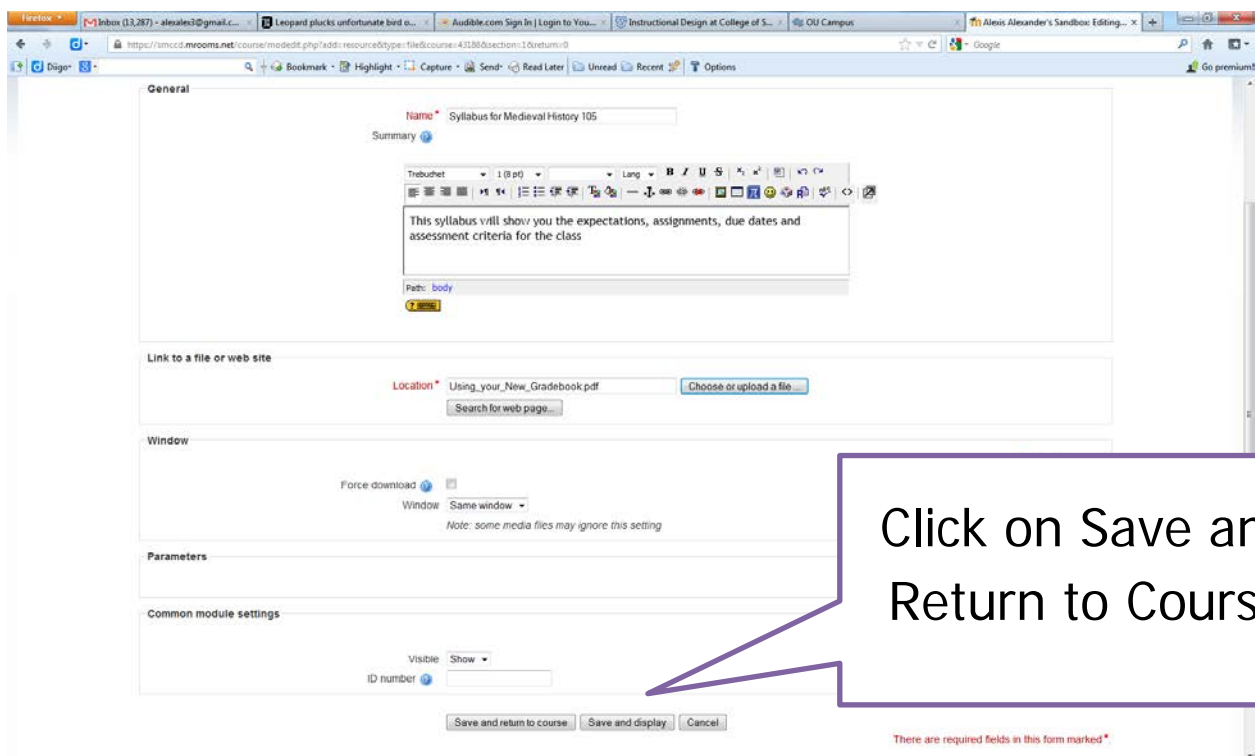


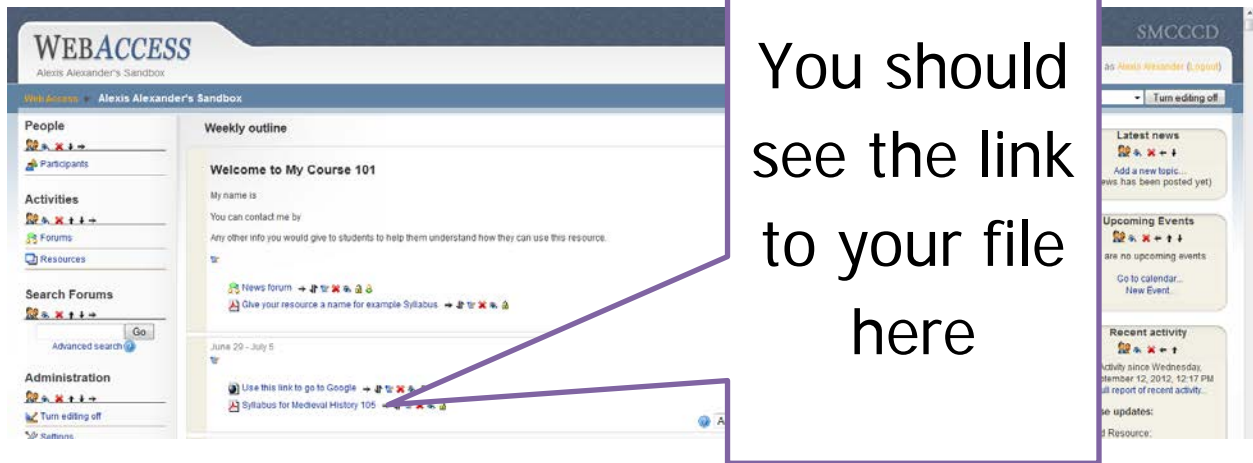
Once the file is uploaded it appears in your file manager.

The next step is to click on **Choose**



This takes you back to your Add a Resource Page, where you should see the name of your file in the text box.



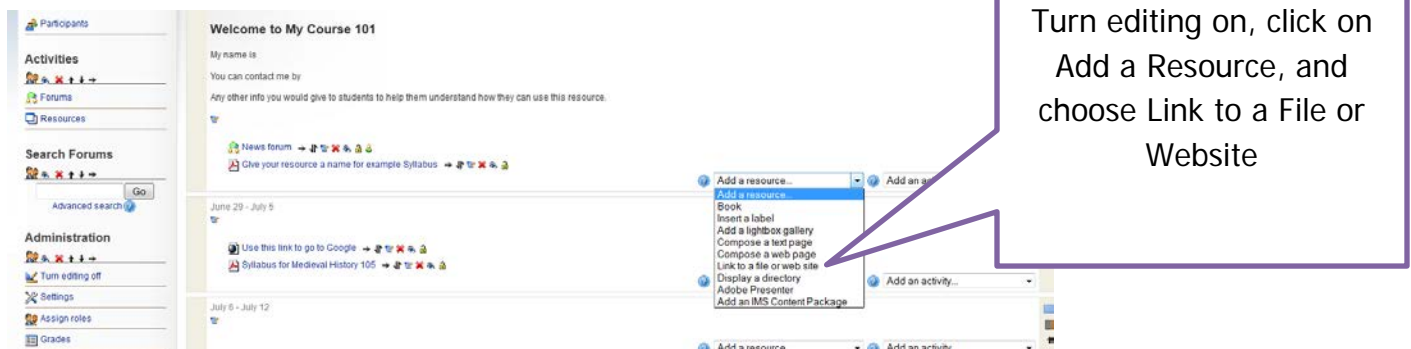


Be sure to test your Link!! Make sure that it works before moving on.

Link to an external website

One great use of WebAccess is to enhance the learning experience for students by giving them interesting resources to view and use.

To do this, you may want to link to an external website.



Now find your online resource

The screenshot shows the Diigo search interface. At the top, there's a navigation bar with 'diigo' logo and options like 'My Library', 'My Network', 'My Groups', and 'Community'. A search bar contains the text 'medieval history'. Below the search bar, there are tabs for 'My Library' and 'Community Library'. The main content area lists search results with the following items:

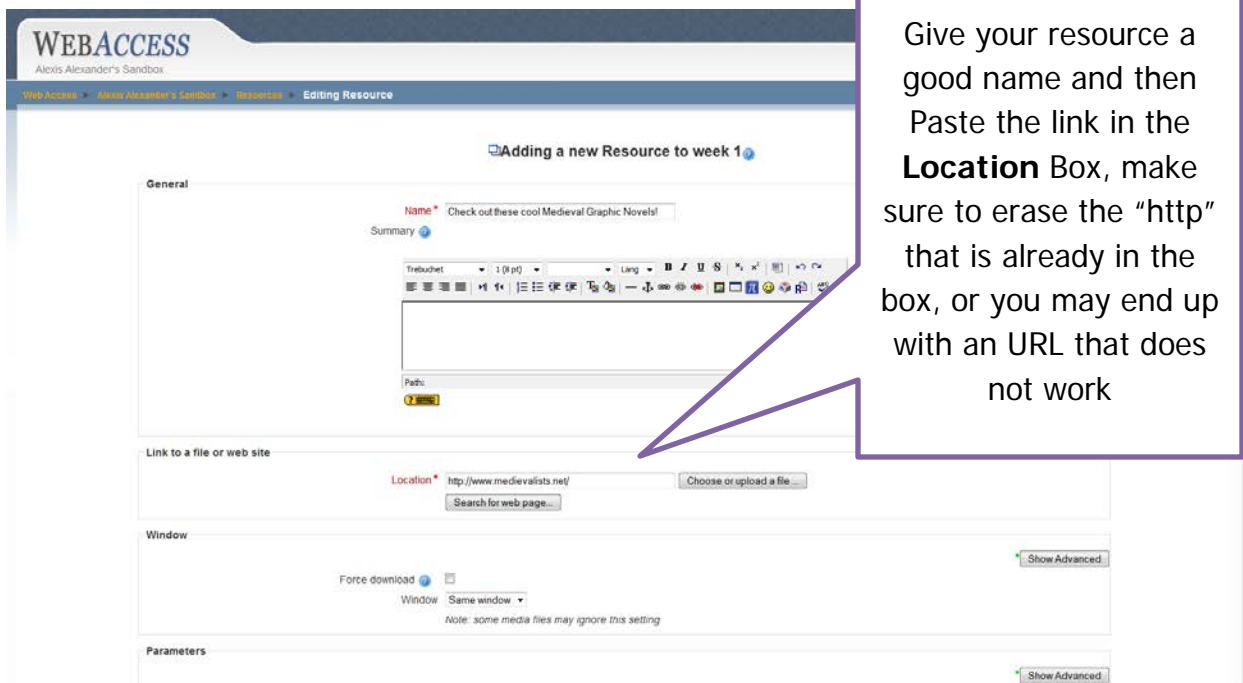
- 376 people** | **Medieval Sourcebook: Introduction**
www.fordham.edu/~sbook.html - Save - Bury - Preview
history medieval reference literature research first saved by Krissa Swain on 2006-03-02
- 412 people** | **Paul Halsall/Fordham University: Internet History Sourcebooks Project**
www.fordham.edu/halsall - Save - Bury - Preview
history resources reference PrimarySources research first saved by Lionalex alex p on 2006-07-13
- 215 people** | **The Labyrinth**
labyrinth.georgetown.edu - Save - Bury - Preview
history medieval reference research Resources first saved by Jason on 2006-07-09
- 183 people** | **resourcesforhistoryteachers - home**
resourcesforhistoryteachers.wikispaces.com - Save - Bury - Preview
history resources socialstudies Wiki teaching first saved by David Hilton on 2009-08-16
- 570 people** | **Historic Tale Construction Kit**
www.adgame-wonderland.de/~bayeux.php - Save - Bury - Preview
history DigitalStorytelling medieval SocialStudies design first saved by Marcelo de Vasconcelos on 2006-06-01
- 86 people** | **ORB: The Online Reference Book for Medieval Studies**
www.the-orb.net - Save - Bury - Preview
history medieval Reference delicious Reading first saved by alix on 2006-07-13
- 121 people** | **Catalogue of Digitized Medieval Manuscripts: About Us**
manuscripts.cmr.ucla.edu - Save - Bury - Preview
am.edu/halsall/sbook.html?tab=comment:bls first saved by Andrew McGowan on 2009-02-11

On the right side, there are sections for 'Related searches', 'Top Contributors', and 'Groups interested in medieval...'. The 'Related searches' section includes links to 'See all items tagged medieval history', 'Search within results', and 'Search in Google'. The 'Top Contributors' section shows a grid of user avatars. The 'Groups interested in medieval...' section lists groups like 'Sheldon College 8 History & Geography' (122 members, 1165 bookmarks), 'MSM Year 8 SOSE' (162 members, 618 bookmarks), and 'History Teachers' (1004 members, 3242 bookmarks).

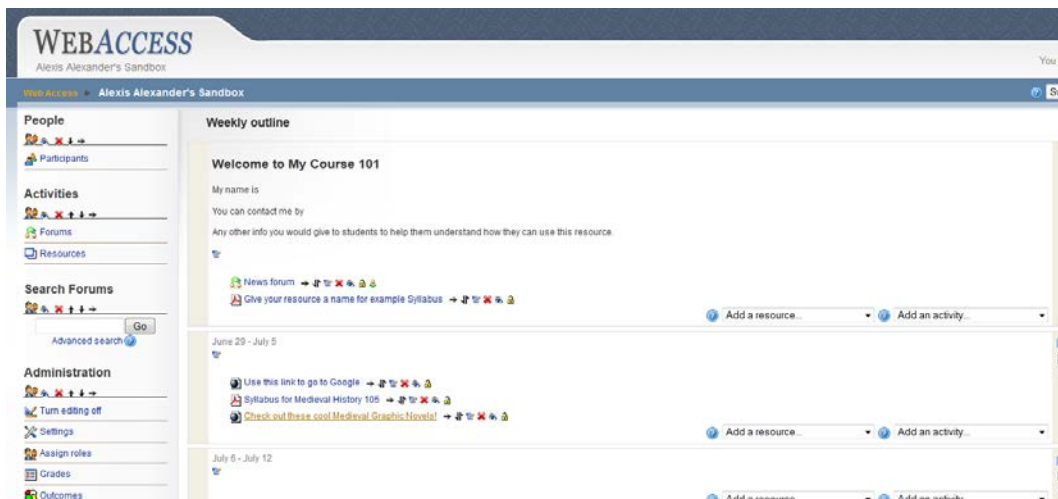
Go to the website you want to use as a reference

The screenshot shows the homepage of MEDIEVALISTS.NET. The website has a dark header with the site name and a search bar. Below the header, there are navigation links for 'Articles', 'Videos', 'Interviews', 'Fiction', 'Travel', 'Books', 'Music', 'Fairs', 'Podcasts', 'Conferences', 'Games', 'Features', 'Weblogs', 'Book Reviews', 'News', 'TV Shows', 'Teaching Resources', and 'About Us'. The main content area features a large featured article titled 'The Story of Richard III as Graphic Novel' with a thumbnail image. Below this, there is a 'LATEST ARTICLES' section with several smaller article thumbnails and titles, including 'Peter Des Roches, Bishop of Winchester, and the Papal Interdict on England, 1208-1214', 'Asian Origins of Cinderella: The Zhuang Storyteller of Guangxi', and 'The Forgotten Text of Nikolai Golovin: New Light on the Igor Tale'. On the right side, there is a sidebar with a red box that says 'Get started today at a Carrington College campus near you.' and a 'LEARN MORE' button. Below that is the Carrington College logo.

Select and copy the URL (web address)



Save and return to course, and you will see your link



Don't forget to test your link to make sure it works!

Need help? You can contact me at alexandera@smccd.edu